

America's Hospitals: Improving Quality and Safety

The Joint Commission's Annual Report
2014



*Top Performer on
Key Quality Measures®*

 The Joint Commission®



Table of Contents

Letter from The Joint Commission President and CEO.....	3
Executive Summary.....	4-10
Graph 1: Percent of hospitals with overall accountability composite greater than 95 percent.....	9
The <i>Top Performer on Key Quality Measures</i> [®] program.....	11-12
Accountability Measures Summary	13-14
Table 1: Measure set composite results for accountability measures.....	13
Table 2: Percentage of hospitals achieving composite rates greater than 95 percent for accountability measure sets.....	14
National Performance Summary	15-25
Table 3: Heart attack care measure results	15
Table 4: Heart failure care measure results	16
Table 5: Pneumonia care measure results	16
Table 6: Surgical care measure results.....	17
Table 7: Children’s asthma care measure results	18
Table 8: Inpatient psychiatric services measure results	19
Table 9: Inpatient psychiatric services ratio measure results.....	20-21
Table 10: Venous thromboembolism (VTE) care measure results.....	22
Table 11: Stroke care measure results	22
Table 12: Perinatal care measure results.....	23
Table 13: Immunization measure results	23
Table 14: Percentage of hospitals achieving 95 percent or greater performance	24-25
Understanding the Quality of Care Measures.....	26-29
Glossary	30-33
Appendix.....	34-40
Appendix 1: Short and original measure names	34-35
Appendix 2: 2013 accountability measures.....	36
Appendix 3: 2013 core measures being tested or evaluated against accountability measure criteria	37
Appendix 4: Timeline for development of <i>America’s Hospitals: Improving Quality and Safety</i> annual report	38
Appendix 5: Number of hospitals that submit accountability measure data and number of <i>Top Performer</i> hospitals for each state	39-40
List of 2013 <i>Top Performer on Key Quality Measures</i> [®] hospitals.....	41-72
List of 2013 <i>Top Performer on Key Quality Measures</i> [®] hospitals exceeding measure requirements.....	73-74

Letter from The Joint Commission President and CEO



America's hospitals continue to make dramatic strides toward the highly reliable use of evidence-based interventions that increase the chances of healthy outcomes. Their improvements are documented in this year's *America's Hospitals: Improving Quality and Safety*—*The Joint Commission's Annual Report 2014*.

Delivering the right treatment in the right way at the right time is a cornerstone of health care. By working collaboratively with health care leaders to identify evidence-based treatments and to measure hospital performance in delivering them, The Joint Commission has been able to track fundamental health care quality improvement over the past 12 years.

Each year, the quality standards' bar is raised and hospitals have responded to the challenge. This year, 1,224 hospitals have earned recognition by the *Top Performer on Key Quality Measures*[®] program – an 11 percent increase from last year. Now, 36.9 percent of all Joint

Commission-accredited hospitals reporting accountability measure performance data for 2013 are *Top Performer* hospitals – the highest percentage achieving *Top Performer* status ever. Representing rural and urban locations, all U.S. regions and all sizes and types of hospitals, the *Top Performer* hospitals are highlighted at www.jointcommission.org and on The Joint Commission's Quality Check[®] website – www.qualitycheck.org.

Just as important is the collective performance of more than 3,300 American hospitals on 46 individual accountability measures of evidence-based care. Three new perinatal care accountability measures were introduced in 2013. On the other 43 measures, hospitals have shown steady improvement over the past few years, demonstrating the nationwide implementation of evidence-based quality improvement processes.

Effective January 1, 2014, to encourage further quality improvement, The Joint Commission increased from four to six the required number of selected core measure sets for which hospitals must submit data. A group of 44 *Top Performer* hospitals took steps toward this requirement a year early by collecting and reporting data on five or more core measure sets in 2013 and achieving *Top Performer* thresholds on all of those sets. These hospitals deserve special congratulations for their initiative.

As readers peruse the national performance tables in this report, they will notice the regularity at which hospitals are achieving performance of 95 percent or above on many measures. It's important to remember that improving to this level was not easy and took many years, and that we still have a long way to go on these and other measures of quality health care.

Broadly sharing our solutions and our challenges will shorten the path to further improvement. The Joint Commission recognizes the extraordinary efforts that *Top Performer* hospitals have made to significantly improve the quality of health care. We encourage all hospitals to continue to strive for continuous excellence in the care they provide.

Sincerely,

A handwritten signature in black ink that reads "Mark R. Chassin". The signature is fluid and cursive, with a stylized "M" and "C".

Mark R. Chassin, M.D., F.A.C.P., M.P.P., M.P.H.
President and Chief Executive Officer
The Joint Commission

Executive Summary

As a result of their commitment to continual quality improvement, 1,224 hospitals have achieved the outstanding accountability measure performance required to be included in the *Top Performer on Key Quality Measures*[®] program for 2014 (using 2013 data). These hospitals represent 36.9 percent of all Joint Commission-accredited hospitals reporting accountability measure performance data for 2013, and include general, children's, psychiatric, surgical and cardiac specialty, and critical access hospitals.

An accountability measure is a quality measure that meets four criteria designed to identify measures that produce the greatest positive impact on patient outcomes when hospitals demonstrate improvement. (For more information, see accountability process measure in the Glossary, and Appendices 2 and 3.)

America's Hospitals: Improving Quality and Safety – The Joint Commission's Annual Report 2014 recognizes hospitals for their exemplary performance in providing evidence-based interventions in the right way and at the right time. This report also summarizes the performance of all Joint Commission-accredited hospitals on 46 accountability measures (see Appendix 2) of evidence-based care processes closely linked to positive patient outcomes.

Accountability measures for heart attack care, heart failure care, pneumonia care, surgical care, children's asthma care, and inpatient psychiatric services have been followed for five years or more, with results dating back to 2009 included in this report. Accountability measures for venous thromboembolism (VTE) care, stroke care, perinatal care, and immunization have been compiled from two, three or four years, with all years' results included in this report.

The magnitude of improvement on overall composite accountability measure performance has been 15.8 percentage points since 2002 and 2.2 percentage points since 2009. Improvement on individual measures since 2009 has ranged from a small fraction of a percentage point (for a measure that improved from 99.9 percent to 100.0 percent) to 28.6 percentage points. However, relatively small percentage-point improvements in measures for which performance is already strong can often require as much or even more diligence than large percentage-point improvements where much room for improvement exists. All improvements are important and contribute to better care for patients.

While the data show impressive gains in hospital quality performance, improvements can still be made. Some hospitals perform better than others in treating particular conditions. Quality and safety results for specific hospitals can be found at www.qualitycheck.org.

More than 3,300 Joint Commission-accredited hospitals contributed data. See the Glossary for definitions.

Executive Summary (Cont'd)

Key Findings

1. The number of hospitals recognized by the *Top Performer on Key Quality Measures*[®] program has increased by 11 percent from last year, with 1,224 hospitals earning this achievement for 2014. These hospitals represent 36.9 percent of all Joint Commission-accredited hospitals reporting accountability measure performance data for 2013. There is at least one *Top Performer* hospital in each state.

Each of the 1,224 *Top Performer* hospitals met three performance criteria based on 2013 accountability measure data. A recognized hospital must: 1) achieve cumulative performance of 95 percent or above across all reported accountability measures; 2) achieve performance of 95 percent or above on each and every reported accountability measure where there are at least 30 denominator cases; and 3) have at least one core measure set that has a composite rate of 95 percent or above, and (within that measure set) all applicable individual accountability measures have a performance rate of 95 percent or above. See the specific [eligibility criteria](#).

A 95 percent score means a hospital provided an evidence-based practice 95 times out of every 100 opportunities to provide the practice. Each accountability measure represents an evidence-based practice – for example, giving aspirin at arrival for heart attack patients, giving antibiotics one hour before surgery, and providing a home management plan for children with asthma.

The nation's 124 academic medical centers continue to increase their presence in the *Top Performer* ranks, with the number rising from four in 2011, to 24 in 2012, to 35 in 2013. This performance is particularly impressive given their size and the complexity of their care delivery processes. Also increasing their *Top Performer* percentages from 2012 to 2013 are hospitals in virtually every demographic category: rural, urban, for-profit, not-for-profit, teaching, and non-teaching. All bed-size categories and all U.S. geographical regions have also achieved continual annual improvement.

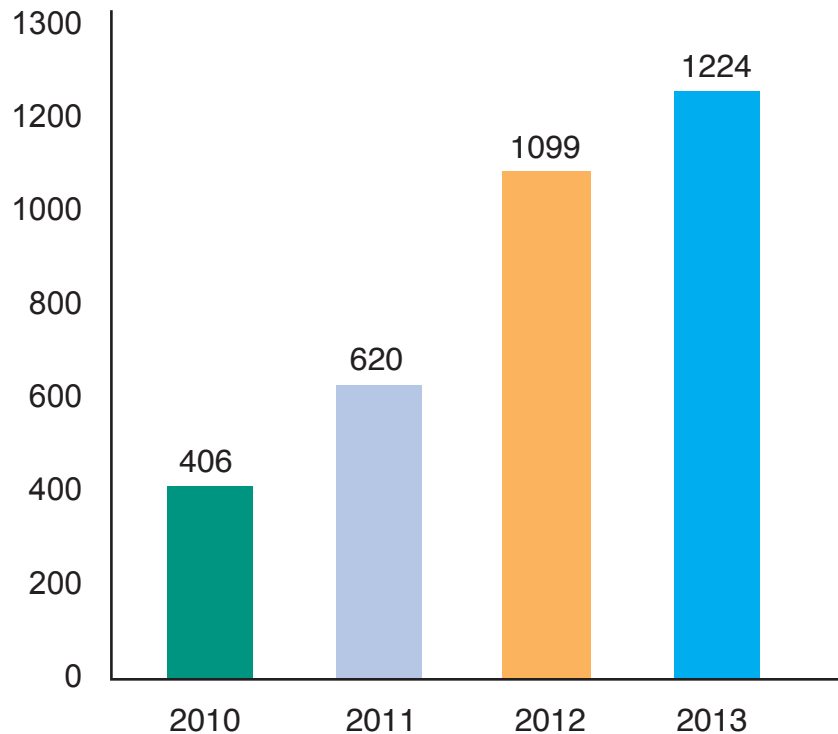
2. Of the 1,224 *Top Performer* hospitals, 712 achieved the distinction for the past two years in a row, 314 for the past three consecutive years, and 147 for the past four years.

In addition to the 1,224 hospitals (36.9 percent of all Joint Commission-accredited hospitals reporting accountability measure performance data for 2013) achieving *Top Performer* status, another 718 hospitals (21.6 percent) fell slightly short by missing 95 percent performance on only one measure. These 718 hospitals are “on track” to potentially achieve *Top Performer* status next year. Well over half of Joint Commission-accredited hospitals are *Top Performer* hospitals or on track to become one soon. In last year's report, there were 673 on-track hospitals; this year, 258, or 38 percent, of those on-track hospitals attained *Top Performer* status.

This improvement is supported by numerous efforts of The Joint Commission, including accreditation itself, the accountability measures, and the structured and audited data process. In addition, to help accredited hospitals improve core measure performance – and perhaps achieve *Top Performer* status – The Joint Commission provides an online Core Measure Solution Exchange[®], available through the Joint Commission Connect extranet. This exchange promotes the sharing of success stories among hospitals. To date, 249 core measure solutions have been posted by hospitals that have dramatically improved and sustained their performance. Hospitals are encouraged to post to the exchange solutions their peers would find useful.

Executive Summary (Cont'd)

Increase in *Top Performer* hospitals in 2010, 2011, 2012 and 2013



3. A group of 44 *Top Performer* hospitals exceeded 2013 expectations by collecting and reporting data on five or more core measure sets – more than the required number of four – and achieving *Top Performer* thresholds on all of those sets.

This achievement is notable because the required number of selected core measure sets for which a hospital must submit data increased from four to six, effective January 1, 2014. Increasing the required number is expected to encourage further quality improvement.

4. Hospital performance on accountability measures has improved significantly over time, greatly enhancing the quality of care provided in Joint Commission-accredited hospitals. Still, more improvement is needed and is expected to continue.

The Joint Commission illustrates improvement with a “composite” result, which sums up the results of all individual accountability measures into a single summary score. In 2013, Joint Commission-accredited hospitals achieved 97.6 percent composite accountability measure performance on 17.5 million opportunities to perform care processes closely linked to positive patient outcomes – an improvement of 2.2 percentage points since 2009 and 15.8 percentage points since 2002, when hospitals achieved 81.8 percent composite performance on 957,000 opportunities.

The 2013 overall composite includes 44 of the 46 accountability measures. For more information, see Appendix 2 or the applicable table in the National Performance Summary section of this report.

Executive Summary (Cont'd)

While hospitals achieved 95 percent or better performance on most individual measures, more improvement is needed. For example, hospitals can improve their performance on these measures relating to providing care plans or discharge instructions: creating home management care plans for child asthma patients (88.9 percent performance), transmitting continuing care plans for psychiatric patients (88.3 percent performance), and providing warfarin discharge instructions for venous thromboembolism (VTE) patients (85.9 percent performance).

Composite accountability measure performance of 85 percent is a performance requirement in The Joint Commission's hospital accreditation program (standard PI.02.01.03, Element of Performance 1), and 95.4 percent of Joint Commission-accredited hospitals met this requirement in 2013. This requirement is intended to help improve performance on selected ORYX® core measures of patient care. (This standard does not apply to the critical access hospital program.) The Joint Commission's ORYX initiative integrates outcomes and other performance measurement data into the accreditation process.

5. Joint Commission-accredited hospitals have significantly improved the quality of care provided to heart attack, pneumonia, surgical care, children's asthma care, inpatient psychiatric, venous thromboembolism (VTE), stroke, and immunization patients, according to composite accountability measure results.

Composite accountability measures for heart attack and pneumonia care have been compiled since 2002, surgical care since 2005, children's asthma care since 2008, inpatient psychiatric services since 2009, venous thromboembolism (VTE) and stroke care since 2010, and immunization since 2012. The measures for perinatal care have been compiled since 2011, but this is the first year these measures have been calculated into the accountability composite results. For more information about accountability composite results versus composite results, see "Note on Calculations and Methodology" on page 28.

Note: The composites for each year are calculated on measures active for the year; active measures can change from year to year. The two measures in the immunization set were formerly a part of the pneumonia care set. There is no accountability composite for heart failure care since there is only one heart failure accountability measure. A composite must have at least two measures. However, the overall accountability composite results (see graph 1) include the one heart failure measure.

See the tables in the National Performance Summary section of this report for the list of measures included in the composite results for each measure set.

- **The 2013 heart attack care result is 99.0 percent**, up from 97.7 percent in 2009 – an improvement of 1.3 percentage points. A 99.0 percent score means that hospitals provided an evidence-based heart attack treatment 990 times for every 1,000 opportunities to do so.
- **The 2013 pneumonia care result is 97.6 percent**, up from 92.9 percent in 2009 – an improvement of 4.7 percentage points.
- **The 2013 surgical care result is 98.7 percent**, up from 95.8 percent in 2009 – an improvement of 2.9 percentage points.
- **The 2013 children's asthma care result is 96.2 percent**, up from 88.1 percent in 2009 – an improvement of 8.1 percentage points.
- **The 2013 inpatient psychiatric services result is 90.3 percent**, up from 80.5 percent in 2009 – an improvement of 9.8 percentage points.
- **The 2013 venous thromboembolism (VTE) care result is 92.9 percent**, up from 82.7 when measurement began in 2010 – an improvement of 10.2 percentage points.

Executive Summary (Cont'd)

- **The 2013 stroke care result is 97.0 percent, up from 92.7 percent** when measurement began in 2010 – an improvement of 4.3 percentage points.
- **The 2013 perinatal care result is 74.1 percent**, up from 53.2 percent when measurement began in 2011 – an improvement of 20.9 percentage points.
- **The 2013 immunization result is 91.3 percent** up from 88.6 percent when measurement began in 2012 – an improvement of 2.7 percentage points.

6. The percentage of Joint Commission-accredited hospitals achieving composite accountability measure performance greater than 95 percent in 2013 was 81.1 percent, down from 83.0 percent in 2012.

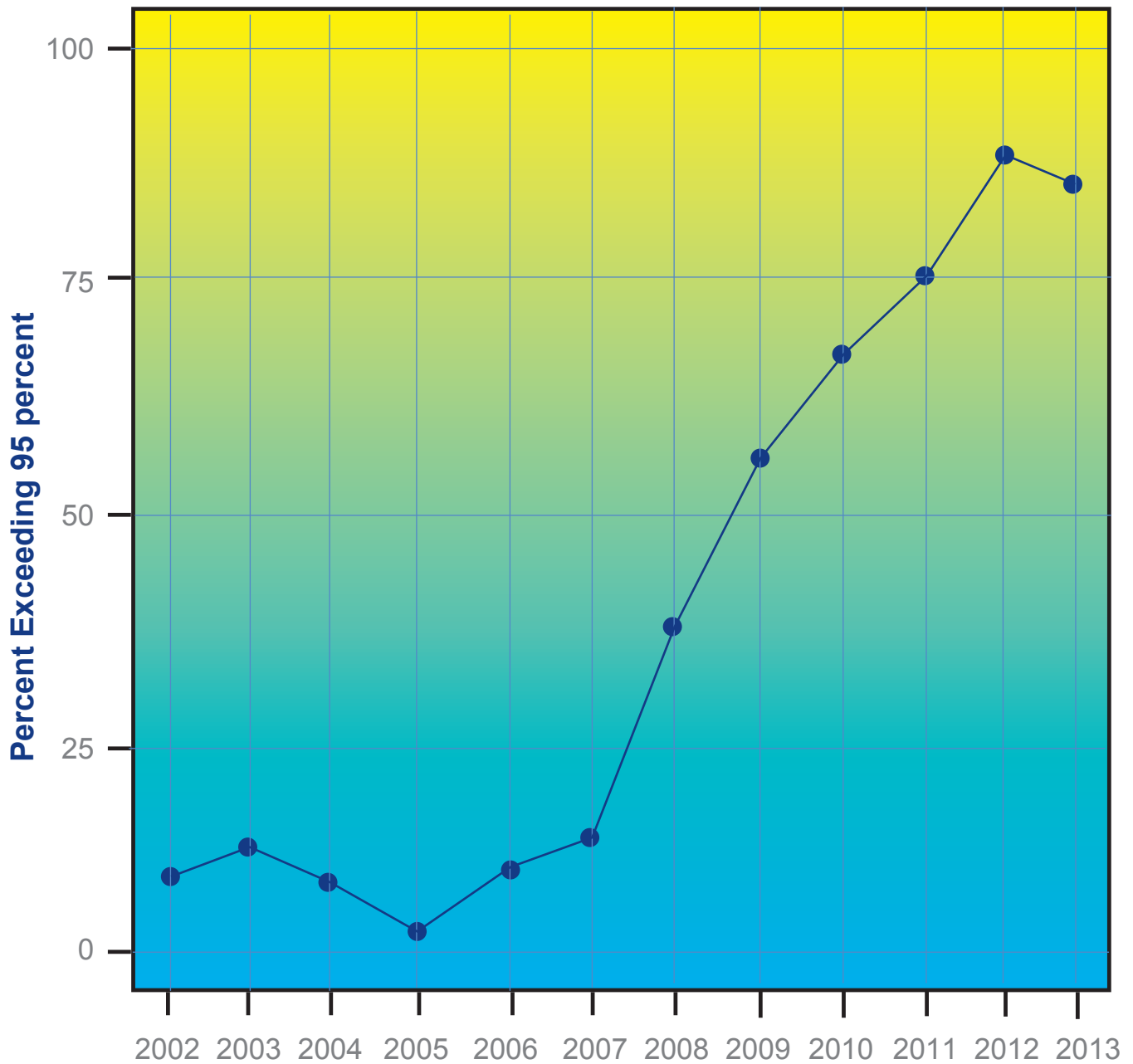
This decline is primarily due to the addition of the perinatal care accountability measure set, on which only 5.6 percent of hospitals achieved composite rates of more than 95 percent. The result of the accountability measure for exclusive breast milk feeding considering mother's choice (69.2 percent) was the main factor lowering the perinatal care composite result. There is much room for improvement on this and other perinatal care measures, which more hospitals will be required to report next year.

In 2009, only 53.6 percent of Joint Commission-accredited hospitals achieved 95 percent performance on measures in five sets – heart attack care, pneumonia care, surgical care, children's asthma care, and inpatient psychiatric services.

The result of 81.1 percent of hospitals achieving composite measure performance greater than 95 percent is different than the 97.6 percent overall accountability composite measure performance. The first result measures the *percent of hospitals* achieving overall composite performance greater than 95 percent. The second result identifies the rate at which evidence-based core measure practice is provided – *combined over all hospitals* – for every 100 opportunities to do so.

Executive Summary (Cont'd)

Graph 1: Percent of hospitals with overall accountability composite greater than 95 percent



Since implementation in 2002, the average number of hospitals reporting data was 3,245, and ranged from 3,073 to 3,419.

Executive Summary (Cont'd)

What's new this year

- The *Top Performer on Key Quality Measures*[®] program recognized 1,224 Joint Commission-accredited hospitals achieving excellence in accountability measure performance.
- A group of 44 *Top Performer* hospitals exceeded expectations by collecting and reporting data on five or more core measure sets – more than the required number of four sets – and achieving *Top Performer* thresholds on all of those sets.
- For the first time, a perinatal care measure set consisting of five measures was used in the calculation of the composite accountability measures. Also, the pneumonia care antibiotics to ICU measure was reactivated, effective with January 1, 2013 discharges, after being temporarily deactivated for calendar year 2012 due to an algorithm error. This measure, the inpatient psychiatric justification for multiple antipsychotic medications measure, and the three perinatal measures were added this year to the calculation of composite rates.

The *Top Performer on Key Quality Measures*[®] program

The *Top Performer on Key Quality Measures*[®] program recognizes Joint Commission-accredited hospitals that attain and sustain excellence in accountability measure performance. This annual recognition program occurs in the fall of each year and coincides with the publication of *America's Hospitals: Improving Quality and Safety – The Joint Commission's Annual Report 2014*.

LIST OF 2013 *TOP PERFORMER* HOSPITALS

See pages 41-74 for this year's list of *Top Performer on Key Quality Measures*[®] hospitals, including hospitals that exceed measure requirements (pages 73-74).

There are 1,224 hospitals being recognized for 2013 – an 11 percent increase from last year; they represent 36.9 percent of all Joint Commission-accredited hospitals reporting accountability measure performance data for 2013. Of the 1,224 *Top Performer* hospitals, 712 achieved the distinction for the past two years in a row, 314 for the past three consecutive years and 147 for the past four consecutive years. Each year, the percentage of *Top Performer* hospitals will vary. (Most Joint Commission-accredited hospitals are required to report performance measure data to The Joint Commission while many critical access hospitals voluntarily report these data.)

How *Top Performer* hospitals are determined

Recognition in The Joint Commission's *Top Performer on Key Quality Measures*[®] program is based on an aggregation of accountability measure data reported to The Joint Commission during the previous calendar year. This year's program results are based on data that were reported for 2013. A recognized hospital must meet three performance criteria based on accountability data: 1) achieve cumulative performance of 95 percent or above across all reported accountability measures; 2) achieve performance of 95 percent or above on each and every reported accountability measure where there are at least 30 denominator cases; and 3) have at least one core measure set that has a composite rate of 95 percent or above, and (within that measure set) all applicable individual accountability measures have a performance rate of 95 percent or above. See the specific eligibility criteria.

Why the *Top Performer* program was developed

The *Top Performer on Key Quality Measures*[®] program is designed to inspire better performance on accountability measures and to serve as an incentive for all hospitals to improve and provide the best care possible. The program also provides an opportunity for recognized hospitals to celebrate their achievement of excellence in accountability measure performance.

The *Top Performer on Key Quality Measures*[®] program is consistent with pay-for-performance trends being enacted by federal and state government and many private payers. In addition, the program is a way to provide transparency to the public in the reporting of performance at the hospitals where they receive care.

Since 2002, hospitals have been reporting data to The Joint Commission and have continuously shown improvement in performance on core measures. Most hospitals not recognized among the 1,224 *Top Performer* hospitals are performing well on accountability measures but have room for improvement. For example, 718 hospitals (21.6 percent) narrowly missed *Top Performer* recognition by having sub-95 percent performance on only one measure. To assist hospitals in improving their accountability measure performance, The Joint Commission provides the Core Measure Solution Exchange[®], available on The Joint Commission's secure extranet site, Joint Commission Connect[™].

The *Top Performer on Key Quality Measures*[®] program

To date, 249 core measure solutions have been posted on the Core Measure Solution Exchange. Each solution provides a description of the steps to success that individual hospitals have used to reach and sustain high performance levels on a broad range of core measures. The Core Measure Solution Exchange is intended to serve as a resource for accredited hospitals seeking to improve their performance – and perhaps en route to achieving *Top Performer* status.



Number of *Top Performer* hospitals by state

This report's Appendix 5 includes a table that shows the number of Joint Commission-accredited hospitals within each state (and the District of Columbia, Puerto Rico and Department of Defense international locations) that have achieved *Top Performer* status at least once since 2010. The table also shows the number of Joint Commission-accredited hospitals within each state that submit data to The Joint Commission and, therefore, are eligible to become *Top Performer* recognized hospitals.

Accountability Measures Summary

Accountability measures are evidence-based care processes closely linked to positive patient outcomes. These measures are most suitable for use in programs that hold providers accountable for their performance to external oversight entities and to the public.

Composite measures combine the results of related measures into a single percentage rating calculated by adding up the number of times recommended evidence-based care was provided to patients (measure numerator) and dividing this sum by the total number of opportunities to provide this care (measure denominator).

Composite for accountability measures: The 2013 overall accountability composite calculation is derived from a total of 44 accountability measures: measures from 10 sets (heart attack care, heart failure care, pneumonia care, surgical care, children’s asthma care, inpatient psychiatric services, venous thromboembolism (VTE) care, stroke care, immunization and perinatal care). Two ratio measures from the inpatient psychiatric services set are not included in the overall accountability composite. There is no heart failure care measure set composite because a measure set composite must have at least two measures and the heart failure set is comprised of only one accountability measure. For more information, see “Note on Calculations and Methodology” on page 28.

The overall 2013 composite calculation corresponds to the fourth quarter 2013 data on the ORYX Performance Measure Report (PMR).

See Glossary for definitions.

Table 1: Measure set composite results for accountability measures

Accountability composite measure sets	2009	2010	2011	2012	2013
Heart attack care composite	97.7%	98.4%	98.5%	98.8%	99.0%
Pneumonia care composite	92.9%	95.2%	96.2%	97.4%	97.6%
Surgical care composite	95.8%	96.4%	97.6%	98.3%	98.7%
Children’s asthma care composite	88.1%	92.4%	94.7%	95.5%	96.2%
Inpatient psychiatric services composite	80.5%	88.1%	87.3%	89.7%	90.3%
Venous thromboembolism (VTE) care composite	N/A	82.7%	89.9%	91.0%	92.9%
Stroke care composite	N/A	92.7%	94.9%	96.2%	97.0%
Immunization composite	N/A	N/A	N/A	88.6%	91.3%
Perinatal care composite	N/A	N/A	N/A	N/A	74.1%
Overall	95.4%	95.6%	96.6%	97.6%	97.6%

Accountability Measures Summary (Cont'd)

Table 2: Percentage of hospitals achieving composite rates greater than 95 percent for accountability measure sets

Note: The number of accountability measures used in the overall composite rate varies each year.

Accountability composite measure sets	2009	2010	2011	2012	2013
Heart attack care composite	81.0%	87.9%	86.7%	89.2%	91.9%
Pneumonia care composite	39.3%	60.8%	70.6%	85.3%	85.7%
Surgical care composite	64.1%	71.4%	86.5%	91.6%	94.6%
Children's asthma care composite	27.8%	46.7%	51.0%	63.6%	73.4%
Inpatient psychiatric services composite	13.9%	28.2%	22.9%	51.4%	41.9%
Venous thromboembolism (VTE) care composite	N/A	5.5%	25.8%	45.5%	50.7%
Stroke care composite	N/A	35.9%	55.4%	68.1%	78.4%
Immunization composite	N/A	N/A	N/A	17.9%	38.0%
Perinatal care composite	N/A	N/A	NA	NA	5.6%
Overall	53.6%	65.3%	74.6%	83.0%	81.1%

National Performance Summary

Results are determined by the number of times the hospital met the measure (such as giving aspirin at arrival for heart attack patients) divided by the number of opportunities (eligible patients for the measure) the hospital had during the year. Results are expressed as a percentage.

All improvements or decreases in performance are statistically significant. Many of the smaller percentage improvements occurred within large patient populations, meaning that significantly more patients received a treatment. In some cases, performance was already quite high and there was less room for improvement.

Composite measures combine the results of all individual process measures on a similar medical condition into a single percentage rating calculated by adding up the number of times recommended evidence-based care was provided to patients and dividing this sum by the total number of opportunities to provide this care.

Composite for all measures: The composite for all measures calculation is derived from the accountability measures for each measure set. These composite results have historically been provided in previous annual reports, allowing them to be tracked from year-to-year. Any exclusions to the composite are noted with the tables.

See Glossary for definitions.

Table 3: Heart attack care measure results

Performance measure	2009	2010	2011	2012	2013	Improvement since 2009 (percentage points)
<i>Heart attack care composite</i>	97.7%	98.4%	98.5%	98.8%	99.0%	1.3%
Aspirin at arrival	98.4%	98.9%	99.2%	99.3%	99.4%	1.0%
Aspirin at discharge	98.4%	98.8%	99.1%	99.3%	99.3%	0.9%
ACEI or ARB at discharge	95.5%	96.6%	97.5%	97.8%	98.1%	2.6%
Beta-blocker at discharge	98.3%	98.6%	99.0%	99.2%	99.2%	0.9%
Fibrinolytic therapy within 30 minutes	55.2%	60.5%	60.2%	65.4%	60.3%	5.1%
PCI therapy within 90 minutes	87.4%	91.2%	93.7%	95.1%	96.0%	8.6%
Statin prescribed at discharge	N/A	N/A	97.5%	98.3%	98.6%	1.1%

Since implementation in 2002, the average number of hospitals reporting data was 2,348 and ranged from 1,576 to 2,788.

National Performance Summary (Cont'd)

Table 4: Heart failure care measure results

Performance measure	2009	2010	2011	2012	2013	Improvement since 2009 (percentage points)
<i>Heart failure care</i>						
ACEI or ARB at discharge	94.3%	95.5%	96.6%	97.1%	97.4%	3.1%

Since implementation in 2002, the average number of hospitals reporting data was 2,601 and ranged from 2,062 to 3,012.

Table 5: Pneumonia care measure results

Note: The composites for 2009-2011 included two additional measures: influenza vaccination and pneumococcal vaccination. The antibiotics to ICU patients measure was temporarily inactivated for calendar year 2012 due to an algorithm error; it was reactivated, effective with January 1, 2013 discharges. The influenza vaccination and pneumococcal vaccination measures were pulled from the pneumonia care measure set to create the new immunization measure set.

Performance measure	2009	2010	2011	2012	2013	Improvement since 2009 (percentage points)
<i>Pneumonia care composite</i>	92.9%	95.2%	96.2%	97.4%	97.6%	4.7%
Blood cultures in ICU	95.5%	96.9%	97.7%	98.2%	98.4%	2.9%
Blood cultures in ED	95.0%	96.4%	97.1%	97.7%	98.0%	3.0%
Antibiotics to non-ICU patients	94.5%	95.2%	96.1%	96.5%	97.0%	2.5%
Antibiotics to ICU patients	67.5%	77.2%	89.2%	N/A	92.8%	25.3%

Since implementation in 2002, the average number of hospitals reporting data was 2,738 and ranged from 1,935 to 2,962.

National Performance Summary (Cont'd)

Table 6: Surgical care measure results

The overall measure and rates are indicated in **bold**; the stratified measures (by specific surgical procedures) are indicated in regular type. The first three measures listed (antibiotics within one hour before the first surgical cut, appropriate prophylactic antibiotics, and stopping antibiotics within 24 hours) report rates on seven specific surgical procedures, as well as the overall measure rate.

Performance measure	2009	2010	2011	2012	2013	Improvement since 2009 (percentage points)
<i>Surgical care composite</i>	95.8%	96.4%	97.6%	98.3%	98.7%	2.9%
Antibiotics within one hour before the first surgical cut	96.2%	97.4%	98.2%	98.6%	98.9%	2.7%
For CABG surgery	96.8%	97.8%	98.4%	98.9%	98.9%	2.1%
For cardiac surgery (other than CABG)	96.6%	97.6%	98.4%	98.8%	98.9%	2.3%
For colon surgery	91.8%	94.7%	96.5%	97.2%	97.9%	6.1%
For hip joint replacement surgery	96.3%	97.5%	98.2%	98.7%	99.0%	2.7%
For hysterectomy surgery	96.4%	97.5%	98.3%	98.6%	98.8%	2.4%
For knee joint replacement surgery	97.2%	98.0%	98.6%	99.0%	99.2%	2.0%
For vascular surgery	94.6%	96.0%	96.9%	97.6%	97.9%	3.3%
Appropriate prophylactic antibiotics	97.7%	97.8%	98.5%	98.9%	99.2%	1.5%
For CABG surgery	99.5%	99.6%	99.7%	99.8%	99.9%	0.4%
For cardiac surgery (other than CABG)	99.7%	99.8%	99.8%	99.9%	99.9%	0.2%
For colon surgery	87.8%	91.4%	93.2%	94.9%	96.0%	8.2%
For hip joint replacement surgery	99.2%	99.5%	99.6%	99.7%	99.7%	0.5%
For hysterectomy surgery	96.3%	94.5%	96.3%	97.3%	97.9%	1.6%
For knee joint replacement surgery	99.3%	99.5%	99.7%	99.7%	99.8%	0.5%
For vascular surgery	97.8%	98.2%	98.6%	99.0%	99.1%	1.3%
Stopping antibiotics within 24 hours	93.5%	95.7%	97.0%	97.6%	98.2%	4.7%
For CABG surgery	95.5%	97.1%	97.9%	98.4%	98.8%	3.3%
For cardiac surgery (other than CABG)	94.8%	96.5%	97.6%	98.2%	98.7%	3.9%
For colon surgery	84.9%	90.8%	93.6%	95.1%	96.3%	11.4%
For hip joint replacement surgery	93.6%	95.9%	97.2%	97.8%	98.3%	4.7%
For hysterectomy surgery	94.8%	96.3%	97.2%	97.7%	98.1%	3.3%
For knee joint replacement surgery	94.7%	96.7%	97.7%	98.1%	98.6%	3.9%
For vascular surgery	88.2%	91.9%	93.8%	95.3%	96.3%	8.1%
Cardiac patients with controlled postoperative blood glucose	92.7%	94.1%	95.3%	96.4%	96.9%	4.2%
Patients with appropriate hair removal	99.2%	99.7%	99.8%	99.9%	99.9%	0.7%
Beta-blocker patients who received beta-blocker perioperatively	91.5%	94.4%	96.4%	97.3%	98.1%	6.6%
Receiving VTE medicine/treatment	91.9%	93.7%	96.9%	97.9%	98.4%	6.5%
Urinary catheter removed	N/A	91.3%	94.1%	96.3%	97.9%	6.6%

Since implementation in 2005, the average number of hospitals reporting data was 1,979 and ranged from 258 to 2,766.

National Performance Summary (Cont'd)

Table 7: Children's asthma care measure results

The overall measure and rates are indicated in **bold**; the stratified measures (by specific age ranges of patients) are indicated in regular type.

Performance measure	2009	2010	2011	2012	2013	Improvement since 2009 (percentage points)
<i>Children's asthma care composite</i>	88.1%	92.4%	94.7%	95.5%	96.2%	8.1%
Relievers for inpatient asthma	99.9%	100.0%	99.9%	100.0%	100.0%	0.1%
For age 2-4 years	99.9%	100.0%	99.9%	100.0%	100.0%	0.1%
For age 5-12 years	99.9%	100.0%	100.0%	100.0%	100.0%	0.1%
For age 13-17 years	99.9%	99.9%	100.0%	99.9%	99.9%	0.0%
Systemic corticosteroids for inpatient asthma	99.5%	99.6%	99.6%	99.7%	99.8%	0.3%
For age 2-4 years	99.4%	99.6%	99.5%	99.6%	99.8%	0.4%
For age 5-12 years	99.5%	99.7%	99.7%	99.8%	99.8%	0.3%
For age 13-17 years	99.5%	99.4%	99.7%	99.6%	99.8%	0.3%
Home management plan of care	64.9%	77.1%	84.3%	86.7%	88.9%	24.0%

Since implementation in 2008, the average number of hospitals reporting data was 173 and ranged from 110 to 231.

National Performance Summary (Cont'd)

Table 8: Inpatient psychiatric services measure results

As in the other measure sets, high rates are preferred in this measure set for four of the measures. However, a lower score reflects better performance on the multiple antipsychotic medications measure, as well as on the two ratio measures included in Table 9. The overall measure and rates are indicated in **bold**; the stratified measures (by specific age ranges of patients) are indicated in regular type.

Performance measure	2009	2010	2011	2012	2013	Improvement since 2009 (percentage points)
<i>Inpatient psychiatric services composite</i>	80.5%	88.1%	87.3%	89.7%	90.3%	9.8%
Admission screening	88.4%	92.0%	93.5%	96.4%	96.7%	8.3%
For age 1-12 years	90.4%	93.7%	96.9%	98.1%	98.1%	7.7%
For age 13-17 years	91.2%	94.3%	96.4%	98.2%	98.4%	7.2%
For age 18-64 years	87.2%	90.8%	92.0%	95.6%	96.1%	8.9%
For age 65 and above	87.4%	92.7%	94.1%	95.9%	95.3%	7.9%
Multiple antipsychotic medications*	11.8%	11.2%	11.6%	10.5%	10.1%	-1.7%
For age 1-12 years*	5.1%	4.4%	3.3%	2.8%	2.2%	-2.9%
For age 13-17 years*	5.9%	5.7%	4.6%	3.8%	3.5%	-2.4%
For age 18-64 years*	14.8%	14.2%	14.5%	13.3%	12.9%	-1.9%
For age 65 and above*	9.4%	8.7%	9.8%	8.8%	8.9%	-0.5%
Justification for multiple antipsychotic medications	28.3%	39.5%	38.8%	46.7%	52.7%	24.4%
For age 1-12 years	30.8%	37.1%	49.1%	51.5%	57.5%	26.7%
For age 13-17 years	29.4%	33.9%	43.8%	46.5%	50.5%	21.1%
For age 18-64 years	28.4%	40.5%	38.5%	46.7%	53.7%	25.3%
For age 65 and above	25.6%	37.5%	35.8%	47.0%	46.3%	20.7%
Continuing care plan created	85.7%	90.8%	92.2%	93.3%	94.4%	8.7%
For age 1-12 years	87.1%	91.4%	92.3%	93.7%	95.1%	8.0%
For age 13-17 years	86.1%	91.5%	93.3%	94.3%	95.7%	9.6%
For age 18-64 years	85.9%	91.0%	92.2%	93.1%	94.4%	8.5%
For age 65 and above	82.4%	87.3%	90.1%	92.2%	90.9%	8.5%
Continuing care plan transmitted	74.1%	82.8%	83.5%	86.1%	88.3%	14.2%
For age 1-12 years	76.2%	83.7%	82.9%	85.5%	89.6%	13.4%
For age 13-17 years	73.0%	82.8%	83.0%	85.5%	89.3%	16.3%
For age 18-64 years	74.4%	83.0%	83.8%	86.3%	88.3%	13.9%
For age 65 and above	72.2%	80.6%	82.8%	86.1%	85.5%	13.3%

Since implementation in 2009, the average number of hospitals reporting data was 368 and ranged from 244 to 469.

*A lower score reflects better performance for this measure, so the negative percentage point improvement is favorable.

■ This measure is not included in the calculations for the *Top Performer on Key Quality Measures*® program nor in the composite.

■ Test measure; not included in the composite.

National Performance Summary (Cont'd)

Table 9: Inpatient psychiatric services ratio measure results

The following table includes a different kind of measure type – a ratio measure. A ratio tells how one number is related to another. For example, one can count a group of people and then refer to the ratio of men to women. This table contains two ratio measures: physical restraint hours per 1,000 patient hours and seclusion hours per 1,000 patient hours. In addition, these two measures are stratified by age groups 1-12 years, 13-17 years, 18-64 years, and age 65 and above. Lower ratios reflect better performance.

The overall measure and rates are indicated in **bold**; the stratified measures (by specific age ranges of patients) are indicated in regular type.

Performance measure	2009			2010		
	Median	Maximum	Percent of hospitals with 0 hours	Median	Maximum	Percent of hospitals with 0 hours
<i>Inpatient psychiatric services – ratio measures</i>						
Physical restraint (minutes per 1,000 patient hours)*	0.11	10.27	8.6%	0.09	5.29	5.8%
For age 1-12 years	0.14	7.02	13.2%	0.18	5.19	8.2%
For age 13-17 years	0.16	7.08	9.3%	0.14	3.30	5.9%
For age 18-64 years	0.07	10.27	10.6%	0.06	3.85	7.6%
For age 65 and above	0.00	22.93	51.0%	0.00	23.14	49.3%
Seclusion (minutes per 1,000 patient hours)*	0.07	2.87	16.7%	0.06	10.06	16.8%
For age 1-12 years	0.21	6.50	17.9%	0.18	3.98	16.7%
For age 13-17 years	0.07	8.29	24.2%	0.08	7.65	20.3%
For age 18-64 years	0.04	2.26	22.6%	0.04	10.83	22.1%
For age 65 and above	0.00	3.23	73.2%	0.00	9.75	76.0%

Performance measure	2011			2012		
	Median	Maximum	Percent of hospitals with 0 hours	Median	Maximum	Percent of hospitals with 0 hours
<i>Inpatient psychiatric services – ratio measures</i>						
Physical restraint (minutes per 1,000 patient hours)*	0.09	4.46	7.4%	0.09	9.91	6.4%
For age 1-12 years	0.17	5.72	8.4%	0.21	6.79	8.2%
For age 13-17 years	0.12	16.58	7.5%	0.09	7.03	6.9%
For age 18-64 years	0.06	4.84	9.6%	0.07	9.91	8.7%
For age 65 and above	0.00	8.50	44.8%	0.00	17.44	42.8%
Seclusion (minutes per 1,000 patient hours)*	0.06	9.55	16.8%	0.05	15.34	15.1%
For age 1-12 years	0.22	5.97	22.1%	0.23	6.34	22.0%
For age 13-17 years	0.08	4.43	22.5%	0.06	4.44	21.7%
For age 18-64 years	0.04	9.72	20.3%	0.04	15.84	19.0%
For age 65 and above	0.00	3.45	71.5%	0.00	2.93	72.1%

* A lower ratio is preferred for this measure; therefore, it is not included in the composite results.

National Performance Summary (Cont'd)

Table 9: Inpatient psychiatric services ratio measure results (Cont'd)

Performance measure	2013		
	Median	Maximum	Percent of hospitals with 0 hours
<i>Inpatient psychiatric services – ratio measures</i>			
Physical restraint (minutes per 1,000 patient hours)*	0.10	9.29	5.6%
For age 1-12 years	0.17	3.85	9.5%
For age 13-17 years	0.10	12.90	4.3%
For age 18-64 years	0.07	11.09	7.7%
For age 65 and above	0.00	7.88	44.7%
Seclusion (minutes per 1,000 patient hours)*	0.05	11.30	17.3%
For age 1-12 years	0.17	11.41	21.1%
For age 13-17 years	0.06	14.20	18.8%
For age 18-64 years	0.04	11.90	22.3%
For age 65 and above	0.00	6.13	73.3%

Since implementation in 2009, the average number of hospitals reporting data was 368 and ranged from 244 to 485.

* A lower ratio is preferred for this measure; therefore, it is not included in the composite results.

National Performance Summary (Cont'd)

Table 10: Venous thromboembolism (VTE) care measure results

Performance measure	2010	2011	2012	2013	Improvement since 2010 (percentage points)
<i>Venous thromboembolism (VTE) care composite</i>	82.7%	89.9%	91.0%	92.9%	10.2%
VTE medicine/treatment	84.5%	89.7%	90.2%	92.2%	5.8%
VTE medicine/treatment in ICU	89.5%	94.5%	94.6%	95.6%	5.0%
VTE patients with overlap therapy	80.7%	96.3%	95.6%	96.3%	14.9%
VTE patients with UFH monitoring	88.8%	97.4%	98.8%	98.1%	10.0%
VTE warfarin discharge instructions	53.7%	73.6%	82.2%	85.9%	28.6%
Incidence of potentially preventable VTE	13.3%	7.6%	4.2%	6.2%	-9.1%

Since implementation in 2010, the average number of hospitals reporting data was 88 and ranged from 59 to 142.

■ Test measure; not included in the composite. Also, a lower score reflects better performance for this measure, so the negative percentage point improvement is favorable.

Table 11: Stroke care measure results

Performance measure	2010	2011	2012	2013	Improvement since 2010 (percentage points)
<i>Stroke care composite</i>	92.7%	94.9%	96.2%	97.0%	4.3%
Anticoagulation therapy for atrial fibrillation/flutter	94.2%	94.9%	95.6%	96.4%	2.2%
Antithrombotic therapy by end of hospital day two	97.3%	97.8%	98.2%	98.5%	1.2%
Assessed for rehabilitation	97.0%	97.6%	98.4%	98.6%	1.6%
Discharged on antithrombotic therapy	98.7%	99.0%	99.1%	99.2%	0.5%
Discharged on statin medication	92.8%	94.1%	95.5%	96.7%	3.9%
Stroke education	82.1%	88.2%	91.6%	93.4%	11.3%
Thrombolytic therapy	61.0%	68.3%	77.3%	79.1%	18.1%
VTE medicine/treatment	88.1%	92.4%	94.2%	96.1%	8.0%

Since implementation in 2010, the average number of hospitals reporting data was 158 and ranged from 105 to 231.

National Performance Summary (Cont'd)

Table 12: Perinatal care measure results

As in the other measure sets, high rates are preferred in this measure set for three of the measures. However, a lower score reflects better performance on the Cesarean section, elective delivery, and newborn bloodstream infections measures. Of the two measures addressing breast milk feeding, exclusive breast milk feeding considering mother's choice is the designated accountability measure used in the composite.

Performance measure	2011	2012	2013	Improvement since 2011 (percentage points)
<i>Perinatal care composite</i>	53.2%	57.6%	74.1%	20.9%
Antenatal steroids	73.6%	81.8%	89.7%	16.1%
Cesarean section*†	26.3%	26.3%	25.9%	-0.4%
Elective delivery†	13.6%	8.2%	4.3%	-9.3%
Exclusive breast milk feeding*	46.2%	50.8%	53.6%	7.4%
Exclusive breast milk feeding considering mother's choice†	N/A	N/A	69.2%	N/A
Newborn bloodstream infections*†	N/A	N/A	2.5%	N/A

Since implementation in 2011, the average number of hospitals reporting data was 167 and ranged from 151 to 180.

* This measure is an outcome measure and is not included in the composite. Only proportion process measures are included in the composite.

† For this measure, a decrease in the rate is desired, so the negative percentage point improvement is favorable.

Table 13: Immunization measure results

Note: Only influenza immunization and pneumococcal immunization are included in the composite.

Performance measure	2012	2013	Improvement since 2012 (percentage points)
<i>Immunization composite</i>	88.6%	91.3%	2.7%
Influenza immunization	86.2%	89.9%	3.7%
Pneumococcal immunization	90.6%	92.5%	1.9%
For ages 65 and above	94.1%	95.1%	1.0%
For high risk populations (age 5-65 years)	81.5%	86.4%	4.9%

Since implementation in 2012, the average number of hospitals reporting data was 108 and ranged from 78 to 138.

National Performance Summary (Cont'd)

Table 14: Percentage of hospitals achieving 95 percent or greater performance

The following table shows percentage of hospitals achieving the annual targeted performance of 95 percent or more compliance on a measure. The last column is reported as percentage points – the difference on a percentage scale between two rates, in this case 2012 performance versus 2013 performance. Test measures are shaded in gray.

Performance measure	2011 High (percentage >95)	2012 High (percentage >95)	2013 High (percentage >95)	2012-2013 difference (percentage points)
Antenatal steroids (Perinatal)	25.0%	50.0%	83.3%	33.3%
Influenza immunization (Immunization)	N/A	16.9%	40.4%	23.6%
Pneumococcal immunization (Immunization)	N/A	25.7%	46.8%	21.1%
Elective delivery (Perinatal)*	22.5%	47.8%	66.4%	18.6%
VTE medicine/treatment (Stroke)	50.4%	58.3%	74.4%	16.1%
Stroke education (Stroke)	35.3%	45.3%	59.8%	14.5%
Urinary catheter removed (Surgical Care)	51.4%	70.9%	84.3%	13.4%
Discharged on statin medication (Stroke)	48.0%	66.7%	79.3%	12.6%
VTE warfarin discharge instructions (VTE)	20.0%	30.4%	42.9%	12.4%
Cardiac patients with controlled postoperative blood glucose (Surgical Care)	60.1%	71.2%	78.7%	7.6%
Beta-blocker patients who received beta-blocker perioperatively (Surgical Care)	72.2%	79.4%	86.9%	7.5%
PCI therapy within 90 minutes (Heart Attack)	57.3%	67.3%	73.7%	6.4%
Antibiotics to non-ICU patients (Pneumonia)	72.3%	75.4%	80.8%	5.4%
Assessed for rehabilitation (Stroke)	85.3%	91.4%	96.5%	5.1%
Receiving VTE medicine/treatment (Surgical Care)	76.7%	85.3%	90.3%	5.0%
Stopping antibiotics within 24 hours (Surgical Care)	80.0%	86.4%	91.3%	5.0%
Admission screening (Inpatient Psychiatric)	63.1%	74.9%	78.6%	3.6%
VTE medicine/treatment (VTE)	28.8%	47.4%	50.7%	3.4%
Anticoagulation therapy for atrial fibrillation/flutter (Stroke)	68.0%	77.8%	80.7%	2.9%
VTE patients with UFH monitoring (VTE)	90.0%	91.7%	94.4%	2.8%
Statin at discharge (Heart Attack)	83.0%	90.2%	92.3%	2.1%
Antibiotics within one hour before the first surgical cut (Surgical Care)	90.8%	93.3%	95.4%	2.0%

* For this measure, a decrease in the rate is desired, so the percentage represented is the percent of hospitals with percentage of 5 percent or less.

■ Test measure

National Performance Summary (Cont'd)

Table 14: Percentage of hospitals achieving 95 percent or greater performance (Cont'd)

Performance measure	2011 High (percentage >95)	2012 High (percentage >95)	2013 High (percentage >95)	2012-2013 difference (percentage points)
ACEI or ARB at discharge (Heart Attack)	83.2%	87.0%	89.0%	2.0%
Appropriate prophylactic antibiotics (Surgical Care)	92.4%	94.6%	96.6%	2.0%
Justification for multiple antipsychotic medications (Inpatient Psychiatric)	6.8%	9.7%	11.7%	1.9%
Blood cultures in ED (Pneumonia)	80.8%	87.3%	89.1%	1.9%
Home management plan of care (Children's Asthma)	20.0%	28.3%	30.2%	1.8%
Multiple antipsychotic medications (Inpatient Psychiatric)*	24.8%	30.5%	31.7%	1.1%
Antithrombotic therapy by end of hospital day two (Stroke)	90.0%	93.7%	94.5%	0.9%
ACEI or ARB at discharge (Heart Failure)	74.4%	80.0%	80.8%	0.8%
Aspirin at arrival (Heart Attack)	96.8%	97.4%	98.0%	0.6%
Aspirin at discharge (Heart Attack)	95.4%	96.3%	96.8%	0.5%
Discharged on antithrombotic therapy (Stroke)	93.8%	96.1%	96.5%	0.4%
Continuing care plan transmitted (Inpatient Psychiatric)	34.8%	40.7%	40.8%	0.2%
Patients with appropriate hair removal (Surgical Care)	99.2%	99.5%	99.6%	0.1%
Blood cultures in ICU (Pneumonia)	87.2%	91.2%	91.4%	0.1%
Relievers for inpatient asthma (Children's Asthma)	100.0%	100.0%	100.0%	0.0%
Systemic corticosteroids for inpatient asthma (Children's Asthma)	99.2%	100.0%	100.0%	0.0%
Beta-blocker at discharge (Heart Attack)	95.7%	96.5%	96.5%	0.0%
Exclusive breast milk feeding (Perinatal)	2.0%	2.0%	1.7%	-0.3%
Continuing care plan created (Inpatient Psychiatric)	64.8%	71.3%	70.7%	-0.6%
VTE medicine/treatment in ICU (VTE)	63.2%	69.2%	68.4%	-0.8%
VTE patients with overlap therapy (VTE)	71.4%	79.2%	76.3%	-2.9%
Thrombolytic therapy (Stroke)	18.8%	35.3%	25.0%	-10.3%
Incidence of potentially preventable VTE (VTE)*	40.0%	100.0%	57.1%	-42.9%
Antibiotics to ICU patients (Pneumonia)	43.2%	N/A	56.5%	N/A
Exclusive breast milk feeding considering mother's choice (Perinatal)	N/A	N/A	5.1%	N/A

* For this measure, a decrease in the rate is desired, so the percentage represented is the percent of hospitals with percentage of 5 percent or less.

■ Test measure

Understanding the Quality of Care Measures

Why they were created, what they report and why the results are important

The Joint Commission has been involved in performance measurement for 25 years, viewing it as a critical way to extend the reach and sophistication of the accreditation process. The Joint Commission's 1990 publication, *The Primer on Clinical Indicator Development and Application*, created a readily adaptable template for performance measure development that is still in use today and established The Joint Commission as a leader in this arena.

The Joint Commission continues to be a leader in performance measurement. The data displayed on the Centers for Medicare & Medicaid Services' (CMS) Hospital Compare website reflects measures that The Joint Commission and CMS have in common. A significant percentage of that data comes from The Joint Commission via its well-established performance measure data network. Today, this network comprises approximately 37 measurement systems, all under contract to The Joint Commission, and is the source of quality-related data on The Joint Commission's Quality Check® website (www.qualitycheck.org).

America's Hospitals: Improving Quality and Safety – The Joint Commission's Annual Report 2014 presents the overall performance of Joint Commission-accredited hospitals on quality of care core measures relating to heart attack, heart failure, pneumonia, surgery, children's asthma, inpatient psychiatric services, venous thromboembolism (VTE), stroke, perinatal, and immunization. These measures were chosen because they provide concrete data about the best kinds of treatments or practices for common conditions for which Americans enter the hospital and seek care.

The results are important because they show that hospitals have improved. The results identify opportunities for further improvement, and support continual measurement and reporting. Quality improvement in hospitals contributes to saved lives, better health, and quality of life for many patients, as well as lower health care costs.

A special focus on accountability measures

Accountability measures are evidence-based care processes closely linked to positive patient outcomes. These measures are most suitable for use in programs that hold providers accountable for their performance to external oversight entities and to the public. There has been an evolution of such oversight programs – including those for value-based purchasing, accreditation, certification, and public reporting – and they are often used to demonstrate quality and cost-efficient performance, to drive market share, and to determine appropriate reimbursements.

Each accountability measure meets four criteria (see sidebar) that evaluate whether or not evidence-based care processes associated with the measures lead to positive patient outcomes. As new measures are introduced, they are evaluated against the criteria.

Criteria for accountability process measures

Research: Strong scientific evidence demonstrates that performing the evidence-based care process improves health outcomes (either directly or by reducing risk of adverse outcomes).

Proximity: Performing the care process is closely connected to the patient outcome; there are relatively few clinical processes that occur after the one that is measured and before the improved outcome occurs.

Accuracy: The measure accurately assesses whether or not the care process has actually been provided. That is, the measure should be capable of indicating whether the process has been delivered with sufficient effectiveness to make improved outcomes likely.

Adverse Effects: Implementing the measure has little or no chance of inducing unintended adverse consequences.

Understanding the Quality of Care Measures (Cont'd)

For more information about accountability measures, see the *New England Journal of Medicine* article “Accountability Measures – Using Measurement to Promote Quality Improvement,” for which Mark R. Chassin, M.D., F.A.C.P., M.P.P., M.P.H., president and chief executive officer of The Joint Commission, was the lead author.

How The Joint Commission is bringing accountability measures into practice

The Joint Commission integrated performance expectations on accountability measures into its hospital accreditation standards when it introduced the following performance improvement requirement on January 1, 2012.

PI.02.01.03: The hospital improves its performance on ORYX accountability measures.

EP 1: The hospital achieves a composite performance rate of at least 85% on the ORYX accountability measures transmitted to The Joint Commission.

Note: This standard does not apply to the critical access hospital program.

Compliance with the element of performance, which has been identified as a direct impact requirement, is based on performance on a single composite measure rate for all reported accountability measures. The target rate is based on research of past ORYX performance data that shows increasing levels of compliance with accountability measures. An organization that is not in compliance with the target rate at the time of the triennial survey receives a Requirement for Improvement (RFI) in its accreditation report.

It's important to note that where a patient receives care makes a difference. Not all hospitals deliver the same level of quality; some hospitals perform better than others in treating particular conditions and in achieving patient satisfaction. This variability has been known within the hospital industry for a long time. Quality, safety and patient satisfaction results for specific hospitals can be found at Quality Check® (www.qualitycheck.org). Designation as an accountability measure is included in the information on Quality Check®.

How quality measures are determined

The Joint Commission worked closely with clinicians, health care providers, hospital associations, performance measurement experts, and health care consumers across the nation to identify the quality measures. This collaborative process identified measures that reflect the best “evidence-based” treatments relating to heart attack, heart failure, pneumonia, surgery, children's asthma, inpatient psychiatric services, venous thromboembolism (VTE), stroke, perinatal, and immunization. Current measures are the product of The Joint Commission's Hospital Core Measure Initiative that sought to create sets of standardized national measures that would permit comparisons across organizations. Subsequently, The Joint Commission collaborated with the Centers for Medicare & Medicaid Services (CMS) to align common measures to ease data collection efforts by hospitals and to allow the same data sets to be used to satisfy multiple data requirements.

Understanding the Quality of Care Measures (Cont'd)

Related quality reporting efforts of other organizations

The CMS Hospital Compare website (www.hospitalcompare.hhs.gov) reports quality information from U.S. hospitals, including treatments relating to heart attack, heart failure, pneumonia, surgical care, preventative care (immunization), and childhood asthma. Hospital Compare also includes information on Medicare readmissions, complications and deaths. Hospitals voluntarily submit these data abstracted from their medical records about the treatments that their patients receive, including patients with Medicare and those who do not have Medicare.

In addition, CMS in 2013 began receiving data on the Joint Commission's perinatal care elective delivery measure, which was adopted for use in the CMS Hospital Inpatient Quality Reporting Program, and now more than 3,300 hospitals are submitting data to CMS on this measure.

Joint Commission-developed measures have also been adopted into a number of CMS quality reporting programs. Today, Joint Commission/CMS common measures and Joint Commission-only measures are used in the CMS Hospital Inpatient Quality Reporting Program, Hospital Outpatient Quality Reporting Program, Hospital Value-Based Purchasing Program, Inpatient Psychiatric Facility Quality Reporting (IPFQR) Program and the Medicare & Medicaid EHR Incentive Program for eligible Hospitals/Critical Access Hospitals (both Stage 1 and Stage 2). The Joint Commission developed hospital-based inpatient psychiatric services (HBIPS) measures were adopted as the initial set of measures for the CMS IPFQR Program with other Joint Commission-developed measures subsequently adopted (i.e., substance use and tobacco treatment).

Consumers can use Hospital Compare to compare care of local hospitals to state and national averages. Unlike Quality Check, Hospital Compare includes data from organizations accredited by CMS-recognized accrediting organizations other than The Joint Commission and some unaccredited organizations. Hospital Compare does not currently include Department of Defense and Indian Health Service hospitals.

The National Quality Forum's National Priorities Partnership (NPP) is a coalition of 52 major organizations including The Joint Commission. The NPP has established dedicated "action teams" to develop and act on specific goals aligned with national safety priorities. The Maternity Action Team, through close collaboration with The Joint Commission, is addressing inappropriate and unsafe maternity care and demonstrated its commitment to increased use of the perinatal care core measure set.

Data collection and reporting requirements

As of January 1, 2014, The Joint Commission requires most hospitals to select six measure sets. Hospitals choose sets best reflecting their patient population and report on all the applicable measures in each of the sets they choose. Hospitals submit monthly data on a quarterly basis on all measures of performance within specific sets they choose to third-party vendors, which compile and provide data to The Joint Commission. Hospitals can obtain feedback reports through The Joint Commission's extranet.

Note on calculations and methodology

This report includes a composite for accountability measures: the sum of all the numerator counts for accountability process measures across all measure sets divided by the sum of all the denominator counts from across the same accountability measures.

Understanding the Quality of Care Measures (Cont'd)

In addition, a composite measure for a measure set is calculated by adding or “rolling up” the number of times recommended care was provided over all the process measures in the given measure set and dividing this sum by the total number of opportunities for providing this recommended care, determined by summing up all of the process measure populations for this same set of measures. The composite measure shows the percentage of the time that recommended care was provided.

For example, if a heart attack patient receives each treatment included in the heart attack measure set, that's a total of seven treatments in seven opportunities. If 60 patients receive all seven treatments, that's 420 treatments in 420 opportunities - 100 percent composite performance. However, if some of the 60 patients don't receive all seven treatments, and the treatments given to the 60 patients add to a total of 378, the heart attack composite score is 92 percent.

Composite performance measures are useful in integrating performance measure information in an easily understood format that gives a summary assessment of performance for a given area of care in a single rate. The composite measures in this report are based on combining all of the process rate-based measures in the measure set or the accountability measures across the 10 measure sets. For a performance measure, each patient identified as falling in the measure population can be considered an opportunity to provide recommended care.

Inclusions and exclusions

This report only includes data about patients considered “eligible” for one of the evidence-based treatments or measures. It's important to understand that not every patient gets – or should get – a treatment. Often, patients have health conditions or factors that influence the effectiveness of treatments, or whether or not a provider orders a particular treatment. Also, a patient may choose to refuse treatment or not follow the instructions of his or her care plan.

Links for more information

The Joint Commission: www.jointcommission.org

Quality Check: www.qualitycheck.org

Glossary

Accountability process measure. An accountability process measure is a quality measure that meets four criteria designed to identify measures that produce the greatest positive impact on patient outcomes when hospitals demonstrate improvement. The four criteria are: research, proximity, accuracy and adverse effects (see page 26 for an explanation of the criteria). Accountability measures are a subset of core measures (see core measure).

ACEI (ACE inhibitors). ACE stands for “angiotensin converting enzyme.” ACE inhibitors are medicines that are used to treat heart failure, high blood pressure, and patients with left ventricular systolic dysfunction following a heart attack. These medicines block an enzyme in the body that is responsible for causing the blood vessels to narrow. If the blood vessels are relaxed, blood pressure is lowered and more oxygen-rich blood can reach the heart. ACE inhibitors also lower the amount of salt and water in the body, which helps to lower blood pressure.

Admission screening. Evaluating a patient for violence risk, substance use, psychological trauma history and patient strengths within the first three days of admission to an inpatient psychiatric facility.

Antenatal steroids. Medication given to a mother in premature labor before delivery to promote lung development in the baby.

Antibiotic timing. The length of time from arrival at the hospital until antibiotics are given. Antibiotics are generally given as soon as possible to pneumonia patients to speed their recovery.

Antithrombotic therapy. Pharmacologic agents (oral or parenteral) that prevent or interfere with the formation of a blood clot.

ARB. ARB stands for “angiotensin receptor blocker.” An ARB is a medicine taken by mouth that reduces blood pressure and strengthens the heart beat. ARBs are useful in the treatment of cardiac diseases such as heart attack and heart failure.

Beta-blocker. This type of medicine blocks the action of certain hormones on the heart. By blocking these hormones, beta-blockers help to reduce the heart rate and blood pressure, thereby reducing the amount of oxygen needed by the heart.

Blood cultures. Blood tests that look for bacteria in the blood. These tests are given to pneumonia patients before antibiotics are administered.

CABG. CABG stands for coronary artery bypass graft surgery – an operation in which a section of vein or artery is used to bypass a blockage in a coronary artery, allowing enough blood to flow to deliver oxygen and nutrients to the heart muscles. CABG is performed to prevent damage from a myocardial infarction (heart attack) or to relieve angina.

Cesarean section. A surgical procedure in which an abdominal incision is made to deliver the infant.

Composite measure. A measure that combines the results of two or more process measures into a single rating. A composite is a summary of a related set of measures, which could be a condition specific set, all accountability measures, or accountability and non-accountability measures. However, accountability composites are restricted to accountability measures; non-accountability measures are excluded.

Glossary (Cont'd)

Core measure. A core measure is a standardized quality measure with precisely defined specifications that can be uniformly embedded in different systems for data collection and reporting. A core measure must meet Joint Commission established attributes, such as: targets improvement in population health, precisely defined and specified, reliable, valid, interpretable, useful in accreditation, under provider control, and public availability.

Elective delivery. A delivery occurring between 37 and 39 weeks of gestation, without a medical reason.

Evidence-based care. Using current best evidence in making decisions about the care of individual patients or in the delivery of health services.

Exclusive breast milk feeding. An infant receives only breast milk during the hospital stay, with no additional food or drink, including water.

Fibrinolytic therapy. Medication that dissolves blood clots. Breaking up blood clots increases blood flow to the heart. If blood flow is returned to the heart muscle quickly during a heart attack, the risk of death is decreased.

Hair removal, appropriate. Removing hair with clippers or depilatory is considered appropriate. Shaving is considered inappropriate.

Health care-associated infections in newborns. An infection acquired during a newborn's stay in a hospital.

Heart failure. A condition in which the heart loses its ability to efficiently pump blood throughout the body.

Immunocompetent. An immunocompetent person is one whose immune system is able to fight infection.

Inpatient psychiatric services. Inpatient psychiatric services include care provided to a patient for a mental disorder while hospitalized in a psychiatric unit of an acute care hospital or a free-standing psychiatric hospital. Services rendered to outpatients or "day treatment" patients are not considered inpatient psychiatric services.

LVS assessment. An in-depth evaluation of heart muscle function that helps determine the correct treatment for heart failure. LVS stands for "left ventricular systolic." An LVS assessment evaluates how well the left ventricle – the heart's main pumping chamber – is functioning. Left ventricular diastolic dysfunction results when this heart chamber is not pumping all the blood out before it refills for the next heart beat. This results in high pressure within the heart and can produce heart failure.

Multiple antipsychotic medications. Antipsychotic medications are drugs prescribed to treat mental disorders; if two or more medications are routinely administered or prescribed, it is considered multiple medications.

Multiple antipsychotic medications. Antipsychotic medications are drugs prescribed to treat mental disorders; if two or more medications are routinely administered or prescribed, it is considered multiple medications.

Glossary (Cont'd)

ORYX Performance Measure Report (PMR) The ORYX Performance Measure Report is designed to support and help guide Joint Commission-accredited hospitals in their performance assessment and improvement activities through the use of summary dashboards and comprehensive measure details depicting the organization's performance on each core measure set and measure on which The Joint Commission receives data for the organization. The report also highlights an organization's compliance with Standard PI.02.01.03 that sets an 85 percent accountability composite rate threshold based on the past four quarters of accountability measure data. ORYX PMRs are updated quarterly and made available to accredited hospitals through the secure Joint Commission Connect extranet site.

Outcomes measure. A measure that focuses on the results of the performance or nonperformance of a process. (See process measure.)

Overlap therapy. Administration of parenteral (intravenous or subcutaneous) anticoagulation therapy and warfarin to treat patients with VTE.

PCI therapy. PCI stands for "percutaneous coronary interventions." PCI therapy is a coronary angioplasty procedure performed by a doctor who threads a small device into a clogged artery to open it, thereby improving blood flow to the heart. A lack of blood supply to the heart muscle can cause lasting heart damage. PCI therapy is used as an alternative treatment to coronary artery bypass surgery (CABG).

Percentage points. This is the difference on a percentage scale between two rates expressed as percents. For example, the difference between a performance rate of 85 percent and a performance rate of 92 percent is 7 percentage points.

Perinatal. The period shortly before and after birth.

Perioperative. This generally refers to 24 hours before surgery and lasts until the patient leaves the recovery area.

Physical restraint. A physical restraint is any manual or physical or mechanical device, material, or equipment that immobilizes a patient or reduces the ability of a patient to move his or her arms, legs, body or head freely. A physical restraint is used as a restriction to manage a patient's behavior or restrict the patient's freedom of movement and is not a standard treatment for the patient's medical or psychiatric condition.

Pneumonia. An acute infection of lung tissue that is associated with at least some symptoms of acute infection, such as altered or abnormal breathing sounds.

Pneumococcal vaccination. A vaccination that helps to prevent pneumonia.

Post discharge continuing care plan. Communication from the hospital to the next health provider after a patient is discharged from the hospital. The plan must contain the reason for hospitalization, main diagnosis at discharge, a list of medications at discharge, and recommendations for the next level of care.

Process measure. A measure that focuses on one or more steps that lead to a particular outcome. (See outcomes measure.)

Prophylaxis. Any medical intervention designed to preserve health and prevent disease.

Glossary (Cont'd)

Rehabilitation assessment. Evaluation of the need for or receipt of rehabilitation services. Rehabilitation is a treatment or treatments designed to facilitate the process of recovery from injury, illness or disease to as normal a condition as possible.

Reliever, for asthma. A medicine that reduces narrowing in the lung's airways, providing quick relief from asthma symptoms.

Seclusion. Seclusion is the involuntary confinement of a patient alone in a room or an area where the patient is physically prevented from leaving.

Statin. A class of pharmaceutical agents that lower blood cholesterol. Specifically, the agents modify LDL-cholesterol by blocking the action of an enzyme in the liver which is needed to synthesize cholesterol, thereby decreasing the level of cholesterol in the blood. Statins are also called HMG-CoA reductase inhibitors.

Systemic corticosteroid, for asthma. A medication that helps control asthma symptoms by controlling swelling, inflammation, and the buildup of mucous in the lung's airways.

Thrombolytic therapy. Administration of a pharmacological agent intended to cause lysis of a thrombus (destruction or dissolution of a blood clot).

UFH monitoring. Using a protocol or nomogram to ensure that UFH (unfractionated heparin) achieves a sufficient level of anti-coagulation.

VTE. VTE stands for venous thromboembolism and is when a blood clot forms in a deep vein in the body, such as in the leg. VTE is a common complication at surgery, and hospitalized medical patients – particularly those who have decreased mobility – are at risk for development of VTE.

Appendix

Appendix 1: Short and original measure names

Note: This is not a complete list of measures. The short name is the name used in this report.

Short measure name used in this report	Original measure name
Heart attack care	
Aspirin at discharge	Aspirin prescribed at discharge
ACEI or ARB at discharge	ACEI or ARB for LVSD
Beta-blocker at discharge	Beta-blocker prescribed at discharge
Fibrinolytic therapy within 30 minutes	Fibrinolytic therapy received within 30 minutes of hospital arrival
PCI therapy within 90 minutes	Primary PCI received within 90 minutes of hospital arrival (timing of receipt of primary PCI)
Heart failure care	
ACEI or ARB at discharge	ACEI or ARB for LVSD (left ventricular systolic dysfunction)
Pneumonia care	
Blood cultures in ICU	Blood cultures performed within 24 hours prior to or 24 hours after hospital arrival for patients who were transferred or admitted to the ICU (intensive care unit) within 24 hours of hospital arrival
Blood cultures in ED	Blood cultures performed in the emergency department prior to initial antibiotic received in hospital
Antibiotics to non-ICU patients	Initial antibiotic selection for CAP in immunocompetent – non-ICU patient
Surgical care	
Antibiotics within one hour before the first surgical cut	Prophylactic antibiotic received within one hour prior to surgical incision – overall rate
Appropriate prophylactic antibiotics	Prophylactic antibiotic selection for surgical patients – overall rate
Stopping antibiotics within 24 hours	Prophylactic antibiotics discontinued within 24 hours after surgery end time – overall rate
Beta-blocker patients who received beta-blocker perioperatively	Surgery patients on beta-blocker therapy prior to arrival who received a beta-blocker during the perioperative period
Cardiac patients with controlled postoperative blood glucose	Cardiac surgery patients with controlled postoperative blood glucose
Patients with appropriate hair removal	Surgery patients with appropriate hair removal
Receiving VTE medicine/treatment	Surgery patients who received appropriate venous thromboembolism prophylaxis within 24 hours prior to surgery to 24 hours after surgery
Urinary catheter removed	Urinary catheter removed on postoperative day 1 (POD 1) or postoperative day 2 (POD 2) with day of surgery being day zero

Appendix

Appendix 1: Short and original measure names (Cont'd)

Short measure name used in this report	Original measure name
Children's asthma care	
Home management plan of care	Home management plan of care (HMPC) document given to patient/caregiver
Inpatient psychiatric services	
Multiple antipsychotic medications	Multiple antipsychotic medications at discharge – overall rate
Justification for multiple antipsychotic medications	Multiple antipsychotic medications at discharge with appropriate justification – overall rate
Continuing care plan created	Post discharge continuing care plan – overall rate
Continuing care plan transmitted	Post discharge continuing care plan transmitted – overall rate
Venous thromboembolism (VTE) care	
VTE medicine/treatment	Venous thromboembolism prophylaxis
VTE medicine/treatment in ICU	Intensive care unit venous thromboembolism prophylaxis
VTE patients with overlap therapy	VTE patients with anticoagulation overlap therapy
VTE patients with UFH monitoring	VTE patients receiving unfractionated heparin (UFH) with dosages/platelet count monitoring by protocol
Stroke care	
VTE medicine/treatment	Stroke patients with venous thromboembolism (VTE) prophylaxis

Appendix

Appendix 2: 2013 accountability measures

Heart attack care

- Aspirin at arrival
- Aspirin at discharge
- ACEI or ARB at discharge
- Beta-blocker at discharge
- Fibrinolytic therapy within 30 minutes
- PCI therapy within 90 minutes
- Statin prescribed at discharge

Heart failure care

- ACEI or ARB at discharge

Pneumonia care

- Blood cultures in ICU
- Blood cultures in ED
- Antibiotics to ICU patients
- Antibiotics to non-ICU patients

Surgical care

- Antibiotics within one hour before the first surgical cut
- Appropriate prophylactic antibiotics
- Stopping antibiotics within 24 hours
- Beta-blocker patients who received beta-blocker perioperatively
- Cardiac patients with controlled postoperative blood glucose
- Patients with appropriate hair removal
- Receiving VTE medicine/treatment
- Urinary catheter removed

Children's asthma care

- Relievers for inpatient asthma
- Systemic corticosteroids for inpatient asthma
- Home management plan of care

Inpatient psychiatric services

- Justification for multiple antipsychotic medications
- Continuing care plan created
- Continuing care plan transmitted
- Physical restraint*
- Seclusion*

Venous thromboembolism (VTE) care

- VTE medicine/treatment
- VTE medicine/treatment in ICU
- VTE patients with overlap therapy
- VTE patients with UFH monitoring
- VTE warfarin discharge instructions

Stroke care

- VTE medicine/treatment
- Discharged on antithrombotic therapy
- Anticoagulation therapy for atrial fibrillation/flutter
- Thrombolytic therapy
- Antithrombotic therapy by end of hospital day two
- Discharged on statin medication
- Stroke education
- Assessed for rehabilitation

Perinatal care

- Elective delivery
- Antenatal steroids
- Exclusive breast milk feeding considering mother's choice

Immunization

- Pneumococcal immunization
- Influenza immunization

* This measure was not included in the composite results because it is a ratio measure. Only proportion measures are included in the composite.

Appendix

Appendix 3: 2013 core measures being tested or evaluated against accountability measure criteria

Inpatient psychiatric services

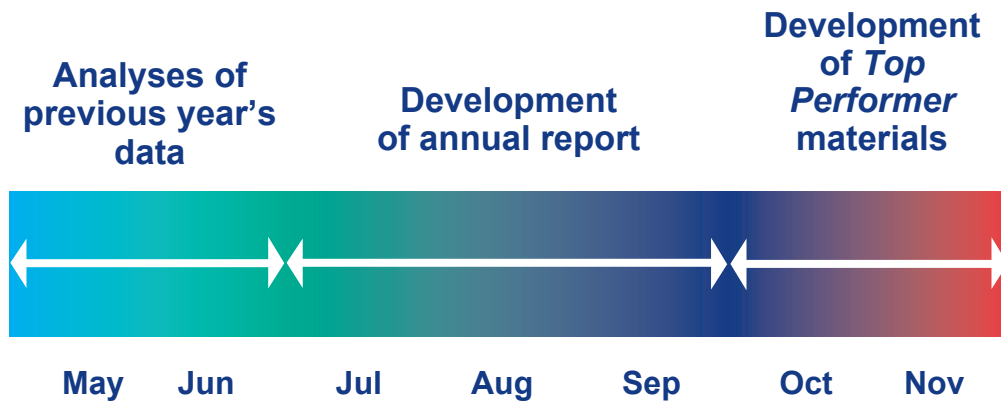
Admission screening

Venous thromboembolism (VTE) care

Incidence of potentially preventable VTE

Appendix

Appendix 4: Timeline for development of *America's Hospital's: Improving Quality and Safety* annual report



Appendix

Appendix 5: Number of hospitals that submit accountability measure data and number of *Top Performer* hospitals for each state

State or Territory	Number of hospitals submitting data in 2010	Number of <i>Top Performer</i> hospitals for 2010	Number of hospitals submitting data in 2011	Number of <i>Top Performer</i> hospitals for 2011	Number of hospitals submitting data in 2012	Number of <i>Top Performer</i> hospitals for 2012	Number of hospitals submitting data in 2013	Number of <i>Top Performer</i> hospitals for 2013
Alabama	69	10	76	19	72	33	74	35
Alaska	11	1	12	2	12	5	12	2
Arizona	33	4	39	5	43	13	45	17
Arkansas	33	7	42	9	42	13	38	16
California	278	34	302	55	305	93	305	97
Colorado	45	5	52	8	54	20	52	19
Connecticut	31	1	36	0	35	8	36	6
Delaware	7	0	12	2	12	5	12	2
District of Columbia	10	0	10	0	10	1	10	1
Florida	159	51	176	60	180	103	180	107
Georgia	112	13	124	23	116	35	109	33
Hawaii	16	0	16	2	16	4	15	7
Idaho	13	2	15	4	15	6	15	4
Illinois	122	18	138	17	123	35	125	56
Indiana	60	5	72	11	71	30	73	34
Iowa	26	2	28	2	28	11	29	10
Kansas	30	3	34	8	34	10	33	18
Kentucky	67	10	75	18	75	25	76	24
Louisiana	67	8	82	15	82	21	82	22
Maine	18	3	22	4	22	11	21	10
Maryland	46	1	54	2	51	16	54	18
Massachusetts	61	6	70	10	70	18	71	25
Michigan	83	11	92	13	91	27	92	39
Minnesota	51	4	52	11	60	16	59	22
Mississippi	42	14	47	16	43	16	42	15
Missouri	71	8	86	13	84	26	84	33
Montana	10	0	10	3	11	5	11	3
Nebraska	23	4	25	7	24	6	24	11
Nevada	21	4	27	8	30	15	29	15
New Hampshire	11	4	13	4	11	7	12	7

Appendix

Appendix 5: Number of hospitals that submit accountability measure data and number of *Top Performer* hospitals for each state

State or Territory	Number of hospitals submitting data in 2010	Number of <i>Top Performer</i> hospitals for 2010	Number of hospitals submitting data in 2011	Number of <i>Top Performer</i> hospitals for 2011	Number of hospitals submitting data in 2012	Number of <i>Top Performer</i> hospitals for 2012	Number of hospitals submitting data in 2013	Number of <i>Top Performer</i> hospitals for 2013
New Jersey	58	12	72	14	71	26	71	26
New Mexico	22	2	23	5	23	7	20	7
New York	145	8	173	16	171	45	160	45
North Carolina	95	14	100	18	102	32	101	37
North Dakota	11	0	13	0	13	4	13	2
Ohio	132	14	138	20	135	36	138	42
Oklahoma	43	5	45	10	44	9	47	11
Oregon	32	2	34	5	34	6	30	10
Pennsylvania	126	20	136	23	138	47	141	57
Puerto Rico	31	0	35	1	34	2	38	2
Rhode Island	10	0	12	1	12	3	13	1
South Carolina	50	10	56	14	57	20	56	20
South Dakota	9	2	9	0	9	1	9	4
Tennessee	94	20	102	29	100	32	97	38
Texas	219	34	257	69	253	97	253	96
Utah	24	1	28	6	29	12	29	18
Vermont	7	1	8	3	7	3	7	2
Virgin Islands	0	0	0	0	0	0	1	0
Virginia	81	12	95	11	85	26	82	33
Washington	55	5	60	6	59	10	55	17
West Virginia	36	3	38	5	39	12	39	11
Wisconsin	78	7	80	12	81	31	82	33
Wyoming	10	1	11	1	10	3	11	4
Department of Defense International Locations*								
Europe	2	0	5	0	14**	1	6**	0
Pacific	2	0	5	0	0	0	7**	0

* Domestic DoD locations are included with the states.

**Total number of Department of Defense (DoD) locations worldwide submitting data.

The Joint Commission's Top Performer on Key Quality Measures® for 2013

The checkmark (✓) indicates the measure set(s) for which the hospital or critical access hospital is being recognized.

Hospitals by State	City	Heart Attack	Heart Failure	Pneumonia	Surgical Care	Children's Asthma	VTE	Stroke	Hosp-Based Inpt Psych	Immunization	Perinatal Care
Alabama											
Shelby Baptist Medical Center	Alabaster	✓	✓	✓	✓						
Community Hospital of Andalusia, Inc.	Andalusia			✓	✓						
The Healthcare Authority of Athens and Limestone County	Athens			✓	✓						
Affinity Hospital, LLC	Birmingham	✓	✓	✓	✓						
Hill Crest Behavioral Health Services	Birmingham								✓		
St. Vincent's Birmingham	Birmingham	✓	✓	✓	✓						
Marshall Medical Center South	Boaz		✓	✓	✓						
Cherokee Medical Center	Centre			✓							
Cullman Regional Medical Center	Cullman	✓	✓	✓	✓						
Laurel Oaks Behavioral Health Center	Dothan								✓		
Triad of Alabama, LLC	Dothan	✓	✓	✓	✓						
QHG of Enterprise, Inc.	Enterprise			✓	✓						
Gulf Health Hospitals, Inc.	Fairhope	✓	✓	✓	✓						
Fayette Medical Center	Fayette			✓							
RCHP - Florence, LLC	Florence	✓	✓	✓	✓						
South Baldwin Regional Medical Center	Foley	✓	✓	✓	✓						
DeKalb Regional Medical Center	Fort Payne	✓		✓	✓						
Greenville Hospital Corporation	Greenville		✓	✓	✓						
Lakeland Community Hospital	Haleyville			✓							
Marion Regional Medical Center, Inc.	Hamilton			✓							
Crestwood Medical Center	Huntsville	✓	✓	✓	✓						
Walker Baptist Medical Center	Jasper	✓	✓	✓	✓						
St. Vincent's Blount	Oneonta			✓	✓						
East Alabama Medical Center	Opelika	✓	✓	✓	✓						
St. Vincent's St. Clair Hospital	Pell City			✓							
Russell County Community Hospital, LLC	Phenix City				✓						
Russellville Hospital	Russellville			✓	✓						
Vaughan Regional Medical Center, LLC	Selma	✓	✓	✓	✓						
Colbert County NW Alabama Healthcare Authority	Sheffield			✓	✓						
Sylacauga Healthcare Authority	Sylacauga		✓	✓	✓						
Citizens Baptist Medical Center	Talladega		✓	✓	✓						
DCH Regional Medical Center	Tuscaloosa	✓	✓	✓	✓						
Mary Starke Harper Geriatric Psychiatry Center	Tuscaloosa								✓		
Taylor Hardin Secure Medical Facility	Tuscaloosa								✓		
Northwest Medical Center	Winfield			✓	✓						
Alaska											
Providence Alaska Medical Center	Anchorage	✓	✓	✓	✓						
Mat-Su Regional Medical Center	Palmer	✓		✓	✓						

The Joint Commission's Top Performer on Key Quality Measures® for 2013

The checkmark (✓) indicates the measure set(s) for which the hospital or critical access hospital is being recognized.

Hospitals by State	City	Heart Attack	Heart Failure	Pneumonia	Surgical Care	Children's Asthma	VTE	Stroke	Hosp-Based Inpt Psych	Immunization	Perinatal Care
Arizona											
Bullhead City Hospital Corporation	Bullhead City	✓	✓	✓	✓						
Orthopedic and Surgical Specialty Company, LLC	Chandler				✓						
Banner Gateway Medical Center	Gilbert			✓	✓						
Banner Thunderbird Medical Center	Glendale	✓	✓	✓	✓						
Banner Baywood Medical Center	Mesa		✓	✓	✓						
Oro Valley Hospital, LLC	Oro Valley	✓	✓	✓	✓						
Payson Hospital Corporation	Payson			✓	✓						
Banner Estrella Medical Center - Banner Health	Phoenix	✓	✓	✓	✓						
Dignity Health	Phoenix	✓	✓	✓	✓						
Maryvale Hospital	Phoenix	✓	✓	✓	✓						
Mayo Clinic Hospital	Phoenix	✓	✓	✓	✓						
Paradise Valley Hospital	Phoenix	✓	✓	✓	✓						
Phoenix VA Health Care System	Phoenix	✓	✓	✓	✓						
South West Orthopedic Spine Hospital, LLC	Phoenix				✓						
VHS of Phoenix, Inc.	Phoenix	✓	✓	✓	✓						
Banner Ironwood Medical Center	San Tan Valley			✓	✓						
Banner Boswell Medical Center	Sun City	✓	✓	✓	✓						
Arkansas											
Rivendell Behavioral Health Services of Arkansas	Benton								✓		
MCSA LLC, dba Medical Center of South Arkansas	El Dorado	✓	✓	✓	✓						
Washington Regional Medical Center	Fayetteville	✓	✓	✓	✓						
Sparks Regional Medical Center	Fort Smith	✓	✓	✓	✓						
Baptist Health Medical Center - Heber Springs	Heber Springs			✓	✓						
Helena Regional Medical Center	Helena		✓	✓							
Arkansas Heart Hospital	Little Rock	✓	✓	✓	✓						
Baptist Health Medical Center - Little Rock	Little Rock	✓	✓	✓							
BHC Pinnacle Pointe Hospital, Inc.	Little Rock								✓		
St. Vincent Infirmiry Medical Center	Little Rock	✓	✓	✓	✓						
United Methodist Behavioral Health System, Inc.	Maumelle								✓		
Arkansas Surgical Hospital, LLC	North Little Rock				✓						
Baptist Health Medical Center - NLR	North Little Rock	✓	✓	✓	✓						
Arkansas Methodist Hospital Corporation	Paragould	✓		✓	✓						
Saint Mary's Regional Medical Center	Russellville	✓		✓	✓						
Crittenden Hospital Association	West Memphis		✓	✓							
California											
Kaiser Foundation Hospital - Orange County - Anaheim	Anaheim	✓	✓	✓	✓						
West Anaheim Medical Center	Anaheim	✓	✓	✓	✓						
Sutter Auburn Faith Hospital	Auburn			✓	✓						
Kaiser Foundation Hospitals - Baldwin Park Medical Center	Baldwin Park	✓	✓	✓	✓						

The Joint Commission's Top Performer on Key Quality Measures® for 2013

The checkmark (✓) indicates the measure set(s) for which the hospital or critical access hospital is being recognized.

Hospitals by State	City	Heart Attack	Heart Failure	Pneumonia	Surgical Care	Children's Asthma	VTE	Stroke	Hosp-Based Inpt Psych	Immunization	Perinatal Care
Hospital of Barstow, Incorporated	Barstow	✓	✓	✓	✓						
Providence Saint Joseph Medical Center	Burbank	✓	✓	✓	✓						
Mills - Peninsula Health Services	Burlingame	✓	✓	✓	✓						
Eden Medical Center	Castro Valley	✓	✓	✓	✓						
Clovis Community Medical Center	Clovis	✓	✓	✓	✓						
John Muir Behavioral Health	Concord								✓		
John Muir Medical Center - Concord Campus	Concord	✓	✓	✓	✓		✓				
Sharp Coronado Hospital	Coronado			✓	✓					✓	
CHCM, Inc.	Costa Mesa								✓		
Aurora Charter Oak - Los Angeles, LLC	Covina								✓		
Sutter Coast Hospital	Crescent City			✓	✓						
Sutter Davis Hospital	Davis			✓	✓						
Kaiser Foundation Hospital - Downey Medical Center	Downey	✓	✓	✓	✓						
Encino Hospital Medical Center	Encino			✓							
NorthBay Healthcare Group	Fairfield	✓	✓	✓	✓						
Mercy Hospital of Folsom	Folsom			✓	✓			✓			
Kaiser Foundation Hospital - Fontana	Fontana	✓	✓	✓	✓						
Fresno Heart Hospital, LLC	Fresno	✓			✓						
Garden Grove Hospital and Medical Center	Garden Grove	✓		✓	✓						
Marin General Hospital	Greenbrae	✓	✓	✓	✓						
Kaiser Foundation Hospital - South Bay	Harbor City	✓	✓	✓	✓						
Hayward Sisters Hospital	Hayward	✓	✓	✓	✓						
The Huntington Beach Hospital	Huntington Beach	✓		✓	✓						
Centinela Hospital Medical Center	Inglewood	✓	✓	✓	✓						
Scripps Green Hospital	La Jolla	✓	✓	✓	✓						
Scripps Memorial Hospital - La Jolla	La Jolla	✓	✓	✓	✓						
Grossmont Hospital Corporation	La Mesa	✓	✓	✓	✓						
La Palma Intercommunity Hospital	La Palma	✓		✓	✓						
VA Loma Linda Healthcare System	Loma Linda	✓	✓	✓	✓						
Los Alamitos Medical Center, Inc.	Los Alamitos	✓	✓	✓	✓						
Cedars - Sinai Medical Center	Los Angeles	✓	✓	✓	✓						
Good Samaritan Hospital	Los Angeles	✓	✓	✓	✓						
Kaiser Foundation Hospital - Los Angeles Medical Center	Los Angeles	✓	✓	✓	✓						
Kaiser Foundation Hospital - West Los Angeles	Los Angeles	✓	✓	✓	✓						
Keck Hospital of USC	Los Angeles	✓	✓		✓						
Ronald Reagan UCLA Medical Center	Los Angeles	✓	✓	✓	✓						
Temple Community Hospital	Los Angeles		✓		✓						
Memorial Hospital Los Banos	Los Banos			✓							
Doctors Medical Center of Modesto	Modesto	✓	✓	✓	✓						
Memorial Medical Center	Modesto	✓	✓	✓	✓						
Montclair Hospital Medical Center	Montclair			✓	✓						

The Joint Commission's Top Performer on Key Quality Measures® for 2013

The checkmark (✓) indicates the measure set(s) for which the hospital or critical access hospital is being recognized.

Hospitals by State	City	Heart Attack	Heart Failure	Pneumonia	Surgical Care	Children's Asthma	VTE	Stroke	Hosp-Based Inpt Psych	Immunization	Perinatal Care
Community Hospital of the Monterey Peninsula	Monterey	✓	✓	✓	✓						
Kaiser Foundation Hospital - Moreno Valley Medical Center	Moreno Valley	✓	✓	✓	✓						
El Camino Hospital	Mountain View	✓	✓	✓	✓						
Queen of the Valley Medical Center	Napa	✓	✓	✓	✓						
Prime Healthcare Paradise Valley, LLC	National City	✓	✓	✓	✓						
Sutter West Bay Hospitals	Novato				✓						
Children's Hospital of Orange County	Orange					✓					
St. Joseph Hospital	Orange	✓	✓	✓	✓						
University of California Irvine	Orange	✓	✓	✓	✓						
Kaiser Foundation Hospitals - Panorama City Medical Center	Panorama City	✓	✓	✓	✓						
Aurora Las Encinas, LLC	Pasadena								✓		
Placentia - Linda Hospital	Placentia	✓		✓	✓						
Marshall Medical Center	Placerville		✓	✓	✓						
Prime Healthcare Services - Shasta, LLC	Redding	✓	✓	✓	✓						
Sequoia Hospital	Redwood City	✓		✓	✓						
Kaiser Foundation Hospital - Riverside	Riverside	✓	✓	✓	✓						
Riverside Community Hospital	Riverside	✓	✓	✓	✓						
BHC Alhambra Hospital	Rosemead								✓		
Kaiser Foundation Hospital - Sacramento	Sacramento	✓	✓	✓	✓			✓			
Salinas Valley Memorial Hospital	Salinas	✓	✓	✓							
Kaiser Foundation Hospital - San Diego	San Diego	✓	✓	✓	✓						
Sharp Memorial Hospital	San Diego	✓	✓	✓	✓						
VA San Diego Healthcare System	San Diego	✓	✓	✓	✓						
Dignity Health St. Mary's Medical Center	San Francisco	✓	✓	✓	✓						
Saint Francis Memorial Hospital	San Francisco		✓	✓	✓						
San Gabriel Valley Medical Center	San Gabriel	✓	✓	✓	✓						
Good Samaritan Hospital, LP	San Jose	✓	✓	✓	✓						
French Hospital Medical Center	San Luis Obispo	✓	✓	✓	✓						
San Mateo Medical Center	San Mateo	✓	✓	✓	✓						
Providence Little Company of Mary Medical Center San Pedro	San Pedro		✓	✓	✓						
San Ramon Regional Medical Center, LLC	San Ramon	✓		✓	✓						
Coastal Communities Hospital	Santa Ana			✓	✓						
Mills Peninsula Health Services	Santa Cruz				✓						
Saint John's Health Center	Santa Monica	✓	✓	✓	✓						
Santa Monica - UCLA Medical Center and Orthopaedic Hospital	Santa Monica	✓	✓	✓	✓						
Sutter Medical Center of Santa Rosa	Santa Rosa	✓	✓	✓	✓						
Simi Valley Hospital and Health Care Services	Simi Valley	✓		✓							

The Joint Commission's Top Performer on Key Quality Measures® for 2013

The checkmark (✓) indicates the measure set(s) for which the hospital or critical access hospital is being recognized.

Hospitals by State	City	Heart Attack	Heart Failure	Pneumonia	Surgical Care	Children's Asthma	VTE	Stroke	Hosp-Based Inpt Psych	Immunization	Perinatal Care
Sonora Community Hospital	Sonora			✓							
Barton Memorial Hospital	South Lake Tahoe		✓	✓		✓					
Kaiser Foundation Hospital - South San Francisco	South San Francisco	✓	✓	✓	✓			✓			
St. Joseph's Medical Center of Stockton	Stockton	✓	✓	✓	✓						
Twin Cities Community Hospital	Templeton		✓	✓	✓						
Los Robles Hospital and Medical Center	Thousand Oaks	✓	✓	✓	✓						
Providence Little Company of Mary Medical Center Torrance	Torrance	✓	✓	✓	✓						
Torrance Memorial Medical Center	Torrance	✓	✓	✓	✓						
Sutter Central Valley Hospitals	Tracy	✓	✓	✓	✓						
Sutter Solano Medical Center	Vallejo		✓	✓	✓						
Watsonville Community Hospital	Watsonville			✓	✓						
Citrus Valley Medical Center	West Covina	✓	✓	✓	✓						
Presbyterian Intercommunity Hospital	Whittier	✓	✓	✓	✓						
Woodland Memorial Hospital	Woodland			✓	✓						✓
Kaiser Foundation Hospital - Woodland Hills	Woodland Hills	✓	✓	✓	✓						
Colorado											
The Medical Center of Aurora	Aurora	✓	✓	✓	✓						
Platte Valley Medical Center	Brighton	✓	✓	✓	✓						
Centura Health - Porter Adventist Hospital	Denver	✓	✓	✓	✓						
Exempla, Inc.	Denver	✓	✓	✓	✓						
Presbyterian/St. Luke's Medical Center	Denver	✓		✓	✓						
Rose Medical Center	Denver	✓	✓	✓	✓						
Mercy Regional Medical Center	Durango	✓		✓	✓						
Colorado Plains Medical Center	Fort Morgan			✓	✓						
Valley View Hospital Association	Glenwood Springs	✓		✓	✓						
Grand Junction Veterans Affairs Medical Center	Grand Junction			✓	✓			✓			
North Colorado Medical Center	Greeley	✓	✓	✓	✓						
Exempla Good Samaritan Medical Center, LLC	Lafayette	✓	✓	✓	✓						
OrthoColorado Hospital at St. Anthony Medical Campus	Lakewood				✓						
Littleton Adventist Hospital - Centura Health	Littleton	✓	✓	✓	✓						
McKee Medical Center	Loveland	✓		✓	✓						
Haven Behavioral War Heroes Hospital @ St. Mary - Corwin	Pueblo								✓		
Yampa Valley Medical Center	Steamboat Springs			✓							
North Suburban Medical Center	Thornton	✓		✓	✓						
Exempla Lutheran Medical Center	Wheat Ridge	✓	✓	✓	✓						
Connecticut											
The Danbury Hospital	Danbury	✓	✓	✓	✓						
Griffin Hospital	Derby	✓	✓	✓	✓						
Milford Hospital, Inc.	Milford		✓	✓	✓						

The Joint Commission's Top Performer on Key Quality Measures® for 2013

The checkmark (✓) indicates the measure set(s) for which the hospital or critical access hospital is being recognized.

Hospitals by State	City	Heart Attack	Heart Failure	Pneumonia	Surgical Care	Children's Asthma	VTE	Stroke	Hosp-Based Inpt Psych	Immunization	Perinatal Care
The William W. Backus Hospital	Norwich	✓	✓	✓	✓						
Stamford Hospital	Stamford	✓	✓	✓	✓						
Saint Mary's Hospital, Inc.	Waterbury	✓	✓	✓	✓						
Delaware											
Bayhealth - Kent General Hospital	Dover	✓	✓	✓	✓						
UHS of Dover, LLC	Dover								✓		
District of Columbia											
Sibley Memorial Hospital	Washington			✓	✓						
Florida											
JFK Medical Center Limited Partnership	Atlantis	✓	✓	✓	✓						
Aventura Hospital and Medical Center	Aventura	✓	✓	✓	✓						
Bartow HMA, LLC	Bartow			✓	✓						
Bay Pines VA Healthcare System	Bay Pines	✓	✓	✓	✓						
District Hospital Holdings, Inc., dba Lakeside Medical Center	Belle Glade	✓	✓	✓	✓						
Boca Raton Regional Hospital, Inc.	Boca Raton	✓	✓	✓	✓						
West Boca Medical Center, Inc.	Boca Raton	✓	✓	✓	✓						
Blake Medical Center	Bradenton	✓	✓	✓	✓						
Manatee Memorial Hospital	Bradenton	✓	✓	✓	✓						
Brandon Regional Hospital	Brandon	✓	✓	✓	✓						
Bayfront Health Brooksville & Bayfront Health Spring Hill	Brooksville	✓	✓	✓	✓						
Oak Hill Hospital	Brooksville	✓	✓	✓	✓						
Morton Plant Hospital Association	Clearwater	✓	✓	✓	✓						
Windmoor Healthcare of Clearwater, Inc.	Clearwater								✓		
Cape Canaveral Hospital, Inc.	Cocoa Beach	✓	✓	✓	✓						
Coral Gables Hospital	Coral Gables	✓	✓	✓	✓						
Doctors Hospital, Inc.	Coral Gables	✓	✓	✓	✓			✓			
Broward Health Coral Springs	Coral Springs		✓	✓	✓						
Halifax Health	Daytona Beach	✓	✓	✓	✓						
Florida Hospital Deland	Deland	✓	✓	✓	✓						
Delray Medical Center, Inc.	Delray Beach	✓	✓	✓	✓				✓		
Mease Dunedin Hospital	Dunedin	✓	✓	✓	✓						
Englewood Community Hospital	Englewood		✓	✓	✓						
South Florida Evaluation and Treatment Center (SFETC)	Florida City								✓		
Broward Health Imperial Point	Fort Lauderdale		✓	✓	✓						
Broward Health Medical Center	Fort Lauderdale	✓	✓	✓	✓						
Fort Lauderdale Hospital Management, LLC	Fort Lauderdale								✓		
Holy Cross Hospital, Inc.	Fort Lauderdale	✓	✓	✓	✓						
Lawnwood Regional Medical Center & Heart Institute	Fort Pierce	✓	✓	✓	✓	✓					
Fort Walton Beach Medical Center, Inc.	Fort Walton Beach	✓	✓	✓	✓						

The Joint Commission's Top Performer on Key Quality Measures® for 2013

The checkmark (✓) indicates the measure set(s) for which the hospital or critical access hospital is being recognized.

Hospitals by State	City	Heart Attack	Heart Failure	Pneumonia	Surgical Care	Children's Asthma	VTE	Stroke	Hosp-Based Inpt Psych	Immunization	Perinatal Care
North Florida Regional Medical Center	Gainesville	✓	✓	✓	✓						
Shands Teaching Hospitals & Clinics, Inc.	Gainesville	✓	✓	✓	✓						
Gulf Breeze Hospital	Gulf Breeze			✓	✓						
Palmetto General Hospital	Hialeah	✓	✓	✓	✓						
Memorial Regional Hospital	Hollywood	✓	✓	✓	✓	✓			✓		
Homestead Hospital, Inc.	Homestead	✓	✓	✓	✓						
Regional Medical Center Bayonet Point	Hudson	✓	✓	✓	✓						
Memorial Healthcare, Inc.	Jacksonville	✓	✓	✓	✓						
St. Vincent's Medical Center, Inc.	Jacksonville	✓	✓	✓	✓						
St. Vincent's Southside - St. Vincent's HealthCare, Inc.	Jacksonville	✓	✓	✓	✓						
Wekiva Springs Center, LLC	Jacksonville								✓		
Jupiter Medical Center	Jupiter	✓	✓	✓	✓						
Osceola Regional Medical Center	Kissimmee	✓	✓	✓	✓						
Lake City Medical Center	Lake City	✓	✓	✓	✓						
Largo Medical Center	Largo	✓	✓	✓	✓						
Lehigh Regional Medical Center	Lehigh Acres	✓	✓	✓	✓						
Palms West Hospital	Loxahatchee	✓	✓	✓	✓						
Northwest Medical Center	Margate	✓	✓	✓	✓						
Holmes Regional Medical Center, Inc.	Melbourne	✓	✓	✓	✓						
Viera Hospital, Inc.	Melbourne			✓	✓						
Baptist Hospital of Miami	Miami	✓	✓	✓	✓		✓	✓		✓	
Kendall Regional Medical Center	Miami	✓	✓	✓	✓						
South Miami Hospital	Miami	✓	✓	✓	✓						
Variety Children's Hospital	Miami					✓					
West Kendall Baptist Hospital	Miami	✓	✓	✓	✓			✓		✓	
Mount Sinai Medical Center of Florida, Inc.	Miami Beach	✓	✓	✓	✓						
Santa Rosa Medical Center	Milton			✓	✓						
Memorial Hospital Miramar	Miramar	✓		✓	✓						
Morton Plant North Bay Hospital	New Port Richey	✓	✓	✓	✓						
Twin Cities Hospital	Niceville			✓	✓						
Ocala Regional Medical Center	Ocala	✓	✓	✓	✓						
Orlando Health Central	Ocoee	✓	✓	✓	✓			✓			
Raulerson Hospital	Okeechobee	✓	✓	✓	✓						
Florida Hospital Fish Memorial	Orange City	✓	✓	✓	✓						
Orange Park Medical Center	Orange Park	✓	✓	✓	✓						
Holmes Regional Medical Center, Inc., dba Palm Bay Hospital	Palm Bay	✓	✓	✓	✓						
Palm Beach Gardens Medical Center	Palm Beach Gardens	✓	✓	✓	✓						
Bay Medical Center Sacred Heart Health System	Panama City	✓	✓	✓	✓						
Gulf Coast Regional Medical Center	Panama City	✓	✓	✓	✓						
Memorial Hospital Pembroke	Pembroke Pines	✓	✓	✓	✓						

The Joint Commission's Top Performer on Key Quality Measures® for 2013

The checkmark (✓) indicates the measure set(s) for which the hospital or critical access hospital is being recognized.

Hospitals by State	City	Heart Attack	Heart Failure	Pneumonia	Surgical Care	Children's Asthma	VTE	Stroke	Hosp-Based Inpt Psych	Immunization	Perinatal Care
Memorial Hospital West	Pembroke Pines	✓	✓	✓	✓						
South Florida State Hospital	Pembroke Pines								✓		
Baptist Hospital, Inc.	Pensacola	✓	✓	✓	✓						
West Florida Regional Medical Center, Inc.	Pensacola	✓	✓	✓	✓						
South Florida Baptist Hospital, Inc.	Plant City	✓	✓	✓	✓						
Westside Regional Medical Center	Plantation	✓	✓	✓	✓						
Broward Health North	Pompano Beach	✓	✓	✓	✓						
Fawcett Memorial Hospital	Port Charlotte	✓	✓	✓	✓						
St. Lucie Medical Center	Port Saint Lucie	✓	✓	✓	✓						
St. Cloud Regional Medical Center	Saint Cloud	✓	✓	✓	✓						
Edward White Hospital	Saint Petersburg			✓	✓						
Northside Hospital	Saint Petersburg	✓	✓	✓	✓						
St. Anthony's Hospital	Saint Petersburg	✓	✓	✓	✓						
St. Petersburg General Hospital	Saint Petersburg			✓	✓						
Central Florida Regional Hospital	Sanford	✓	✓	✓	✓						
Doctors Hospital of Sarasota	Sarasota	✓	✓	✓	✓						
Sebastian River Medical Center	Sebastian	✓	✓	✓	✓						
Florida Hospital Heartland Medical Center	Sebring	✓	✓	✓	✓						
Shands Starke Regional Medical Center	Starke			✓	✓						
South Bay Hospital	Sun City Center	✓	✓	✓	✓						
University Hospital, Ltd.	Tamarac	✓	✓	✓	✓						
Florida Hospital Tampa	Tampa	✓	✓	✓	✓						
James A. Haley Veterans' Hospital	Tampa	✓	✓	✓	✓						
St. Joseph's Hospital, Inc.	Tampa	✓	✓	✓	✓						
Florida Hospital North Pinellas	Tarpon Springs	✓		✓	✓						
Florida Hospital Waterman, Inc.	Tavares	✓	✓	✓	✓						
Mariners Hospital, Inc.	Tavernier				✓						
North Brevard County Hospital District	Titusville	✓	✓	✓	✓						
Medical Center of Trinity	Trinity	✓	✓	✓	✓						
Venice HMA, LLC	Venice	✓	✓	✓	✓			✓			
Wellington Regional Medical Center	Wellington	✓	✓	✓	✓						
St. Mary's Medical Center	West Palm Beach	✓	✓	✓							
Tenet Good Samaritan	West Palm Beach	✓	✓	✓	✓						
VA Medical Center - West Palm Beach	West Palm Beach	✓	✓	✓							
West Palm Hospital	West Palm Beach		✓	✓							
Cleveland Clinic Florida	Weston	✓	✓	✓	✓						
Florida Hospital Zephyrhills	Zephyrhills	✓	✓	✓	✓						
Georgia											
Emory University Hospital	Atlanta	✓	✓	✓	✓						
Wesley Woods Center of Emory University	Atlanta								✓		
Augusta Hospital, LLC	Augusta	✓	✓	✓	✓						

The Joint Commission's Top Performer on Key Quality Measures® for 2013

The checkmark (✓) indicates the measure set(s) for which the hospital or critical access hospital is being recognized.

Hospitals by State	City	Heart Attack	Heart Failure	Pneumonia	Surgical Care	Children's Asthma	VTE	Stroke	Hosp-Based Inpt Psych	Immunization	Perinatal Care
Doctors Hospital of Augusta	Augusta	✓	✓	✓	✓						
Blue Ridge Georgia Hospital Company, LLC	Blue Ridge			✓	✓						
Higgins General Hospital	Bremen			✓							
Gordon Hospital	Calhoun	✓	✓	✓	✓					✓	
Tanner Medical Center, Inc.	Carrollton	✓	✓	✓	✓						
Doctors Hospital	Columbus				✓						
Restoration Healthcare of Commerce, LLC	Commerce			✓							
Rockdale Hospital, LLC	Conyers	✓	✓	✓	✓						
Crisp Regional Hospital, Inc.	Cordele	✓	✓	✓	✓						
Hamilton Medical Center	Dalton	✓	✓	✓	✓						
DeKalb Medical Center, Inc.	Decatur	✓	✓	✓	✓						
Coffee Regional Medical Center	Douglas		✓	✓	✓						
Fairview Park Hospital, LP	Dublin	✓	✓	✓	✓						
Hutcheson Medical Center	Fort Oglethorpe			✓	✓						
Tenet Healthsystem Spalding, Inc.	Griffin	✓	✓	✓	✓						
WellStar Paulding Hospital	Hiram			✓	✓						
EHCA Johns Creek, LLC	Johns Creek	✓	✓	✓	✓						
DeKalb Medical Center, Inc.	Lithonia	✓	✓	✓	✓						
Coliseum Medical Center, LLC	Macon	✓	✓	✓	✓						
Coliseum Psychiatric Center, LLC	Macon								✓		
Colquitt Regional Medical Center	Moultrie		✓	✓	✓						
Redmond Regional Medical Center	Rome	✓	✓	✓	✓						
Southeast Georgia Health System Camden Campus	Saint Marys				✓						
Saint Joseph's Hospital	Savannah	✓	✓	✓	✓						
Emory - Adventist Hospital	Smyrna		✓	✓	✓						
Ridgeview Institute, Inc.	Smyrna								✓		
Eastside Medical Center	Snellville	✓	✓	✓	✓						
Tift Regional Medical Center	Tifton	✓	✓	✓	✓						
Tanner Medical Center - Villa Rica	Villa Rica	✓		✓	✓						
Barrow Regional Medical Center	Winder			✓	✓						
Hawaii											
Sutter Health Pacific	Ewa Beach								✓		
Kaiser Foundation Hospital	Honolulu	✓	✓	✓	✓			✓			
Straub Clinic and Hospital	Honolulu	✓	✓	✓	✓						
The Queen's Medical Center	Honolulu	✓	✓	✓	✓						
Castle Medical Center	Kailua	✓	✓	✓							
Wilcox Memorial Hospital	Lihue		✓	✓	✓						
Maui Memorial Medical Center	Wailuku	✓	✓	✓	✓						
Idaho											
West Valley Medical Center	Caldwell	✓		✓	✓						
Saint Alphonsus Medical Center - Nampa	Nampa	✓	✓	✓	✓						

The Joint Commission's Top Performer on Key Quality Measures® for 2013

The checkmark (✓) indicates the measure set(s) for which the hospital or critical access hospital is being recognized.

Hospitals by State	City	Heart Attack	Heart Failure	Pneumonia	Surgical Care	Children's Asthma	VTE	Stroke	Hosp-Based Inpt Psych	Immunization	Perinatal Care
Pocatello Hospital, LLC	Pocatello	✓	✓	✓	✓						
St. Luke's Magic Valley Regional Medical Center, Ltd.	Twin Falls	✓	✓	✓	✓						
Illinois											
Saint Anthony's Health Center	Alton	✓		✓	✓						
Anna Hospital Corporation	Anna			✓							
Choate Mental Health and Developmental Center	Anna								✓		
Northwest Community Hospital	Arlington Heights	✓	✓	✓	✓						
St. Elizabeth's Hospital	Belleville	✓	✓	✓	✓						
OSF St. Joseph Medical Center	Bloomington	✓	✓	✓	✓						
Blue Island Hospital Corporation	Blue Island	✓	✓	✓	✓						
Adventist Bolingbrook Hospital	Bolingbrook	✓	✓	✓	✓						
St. Joseph's Hospital	Breese			✓	✓						
The Pavilion Foundation	Champaign								✓		
Chester Mental Health Center	Chester								✓		
Advocate Illinois Masonic Medical Center	Chicago	✓	✓	✓	✓						
Louis A. Weiss Memorial Hospital	Chicago	✓	✓	✓	✓						
Mount Sinai Hospital Medical Center	Chicago	✓	✓	✓	✓						
Northwestern Memorial Hospital	Chicago	✓	✓	✓	✓						
Presence Resurrection Medical Center	Chicago	✓	✓	✓	✓						
Presence Saint Joseph Hospital	Chicago	✓	✓	✓	✓						
Saint Anthony Hospital	Chicago		✓	✓	✓						
VA - Illiana Health Care System	Danville			✓					✓		
Kishwaukee Community Hospital	Dekalb	✓	✓	✓	✓						
St. Anthony's Memorial Hospital	Effingham	✓	✓	✓	✓						
Elgin Mental Health Center	Elgin								✓		
Presence Saint Joseph Hospital, Elgin	Elgin	✓		✓	✓						
Alexian Brothers Medical Center	Elk Grove Village	✓	✓	✓	✓						
NorthShore University HealthSystem	Evanston	✓	✓	✓	✓					✓	
Little Company of Mary Hospital	Evergreen Park	✓	✓	✓	✓						
Clay County Hospital	Flora			✓							
Riveredge Hospital	Forest Park								✓		
Galesburg Cottage Hospital	Galesburg			✓	✓						
OSF St. Mary Medical Center	Galesburg		✓	✓	✓						
Gibson Community Hospital	Gibson City				✓						
Granite City Illinois Hospital Company, LLC	Granite City	✓	✓	✓	✓						
Mercy Harvard Hospital, Inc.	Harvard				✓						
Herrin Hospital	Herrin			✓	✓			✓			
St. Joseph's Hospital	Highland			✓	✓						
Adventist Hinsdale Hospital	Hinsdale	✓	✓	✓	✓						
St. Alexius Medical Center	Hoffman Estates	✓	✓	✓	✓						
Adventist La Grange Memorial Hospital	La Grange	✓	✓	✓	✓						

The Joint Commission's Top Performer on Key Quality Measures® for 2013

The checkmark (✓) indicates the measure set(s) for which the hospital or critical access hospital is being recognized.

Hospitals by State	City	Heart Attack	Heart Failure	Pneumonia	Surgical Care	Children's Asthma	VTE	Stroke	Hosp-Based Inpt Psych	Immunization	Perinatal Care
St. Francis Hospital of the Hospital Sisters	Litchfield			✓							
Sarah Bush Lincoln Health Center	Mattoon	✓	✓	✓	✓				✓		
Northern Illinois Medical Center	McHenry	✓	✓	✓	✓						
National Healthcare of Mt. Vernon, Inc.	Mount Vernon			✓	✓						
Edward Hospital	Naperville	✓	✓	✓	✓						
Pekin Memorial Hospital	Pekin	✓		✓	✓						
OSF Saint Francis Medical Center	Peoria	✓	✓	✓	✓						
Saint James Hospital	Pontiac			✓	✓						
Blessing Hospital	Quincy	✓	✓	✓	✓						
Red Bud Regional Hospital, LLC	Red Bud			✓							
Valley West Community Hospital	Sandwich			✓	✓						
Genesis Medical Center, Silvis	Silvis		✓	✓	✓						
Lincoln Prairie Behavioral Health Center	Springfield								✓		
BHC Streamwood Hospital, Inc.	Streamwood								✓		
St. Mary's Hospital	Streator			✓	✓						
Waukegan IL Hospital Company, LLC	Waukegan	✓	✓	✓	✓						
Memorial Medical Center	Woodstock			✓	✓						
CTCA at Midwestern Regional Medical Center	Zion				✓						
Indiana											
Community Hospital of Anderson and Madison County	Anderson	✓	✓	✓	✓						
St. Vincent Anderson Regional Hospital, Inc.	Anderson	✓	✓	✓	✓						
Indiana University Health Bedford Hospital	Bedford			✓	✓						
Bloomington Meadows Hospital	Bloomington								✓		
Bluffton Health Systems	Bluffton			✓	✓						
Whitley Memorial Hospital, Inc.	Columbia City			✓							
St. Catherine Hospital, Inc.	East Chicago	✓	✓	✓	✓		✓				
Evansville State Hospital	Evansville								✓		
Dupont Hospital, LLC	Fort Wayne			✓	✓						
Orthopaedic Hospital at Parkview North	Fort Wayne				✓						
The Orthopedic Hospital of Lutheran Health Network	Fort Wayne				✓						
St. Vincent Frankfort Hospital	Frankfort			✓							
Valle Vista Hospital, LLC	Greenwood								✓		
St. Mary Medical Center	Hobart	✓	✓	✓	✓						
Huntington Memorial Hospital	Huntington			✓	✓						
Health and Hospital Corporation	Indianapolis	✓	✓	✓	✓						
St. Vincent Hospital and Health Care Services, Inc.	Indianapolis	✓	✓	✓	✓						
The Indiana Heart Hospital, LLC	Indianapolis	✓	✓		✓						
Memorial Hospital and Health Care Center	Jasper	✓	✓	✓	✓						
St. Joseph Hospital & Health Center, Inc.	Kokomo		✓	✓	✓						
Community Hospital of Lagrange County, Inc., dba Lagrange Hospital	Lagrange			✓							
Logansport State Hospital	Logansport								✓		

The Joint Commission's Top Performer on Key Quality Measures® for 2013

The checkmark (✓) indicates the measure set(s) for which the hospital or critical access hospital is being recognized.

Hospitals by State	City	Heart Attack	Heart Failure	Pneumonia	Surgical Care	Children's Asthma	VTE	Stroke	Hosp-Based Inpt Psych	Immunization	Perinatal Care
Madison State Hospital	Madison								✓		
Saint Joseph Regional Medical Center	Mishawaka	✓	✓	✓	✓						
Brentwood Meadows, LLC	Newburgh								✓		
Dukes Health System, LLC	Peru	✓			✓						
HHC Indiana, Inc.	Plymouth								✓		
Saint Joseph Regional Medical Center	Plymouth	✓		✓	✓						
Jackson County Schneck Memorial Hospital	Seymour			✓	✓						
Terre Haute Regional Hospital	Terre Haute	✓	✓	✓	✓						
Indiana University Health Tipton Hospital, Inc.	Tipton			✓	✓						
Porter Hospital Company, LLC	Valparaiso	✓	✓	✓	✓						
Wabash County Hospital	Wabash				✓		✓				
Kosciusko Community Hospital	Warsaw			✓	✓						
Iowa											
Mary Greeley Medical Center	Ames	✓	✓	✓	✓						
Sartori Memorial Hospital - Wheaton Franciscan Healthcare	Cedar Falls			✓	✓						
Mercy Medical Center - Clinton	Clinton	✓		✓	✓						
Alegent Creighton Health Mercy Hospital	Council Bluffs	✓		✓	✓				✓		
Jennie Edmundson Memorial Hospital	Council Bluffs	✓	✓	✓	✓						
Genesis Medical Center, Davenport	Davenport	✓	✓	✓	✓						
Mercy Medical Center	Des Moines	✓	✓	✓	✓						
Mercy Health Services - Iowa	Dubuque	✓		✓	✓						
Fort Madison Community Hospital	Fort Madison			✓	✓						
Mental Health Institute	Independence								✓		
Kansas											
Susan B. Allen Memorial Hospital	El Dorado			✓	✓						
Mercy Hospital Fort Scott	Fort Scott			✓	✓						
The University of Kansas Hospital Authority	Kansas City	✓	✓	✓	✓						
Lawrence Memorial Hospital	Lawrence	✓	✓	✓	✓						
Saint Luke's Cushing Hospital	Leavenworth			✓	✓						
Prairie View, Inc.	Newton								✓		
Menorah Medical Center	Overland Park	✓		✓	✓						
Overland Park Regional Medical Center	Overland Park	✓	✓	✓	✓						
Saint Luke's South Hospital, Inc.	Overland Park	✓		✓	✓						
The Children's Mercy Hospital	Overland Park					✓					
Miami County Medical Center, Inc.	Paola				✓						
Via Christi Hospital Pittsburg, Inc.	Pittsburg	✓		✓	✓						
Shawnee Mission Medical Center	Shawnee Mission	✓	✓	✓	✓						
St. Francis Health	Topeka	✓	✓	✓	✓						
Stormont-Vail HealthCare, Inc.	Topeka	✓	✓	✓	✓						
VA Eastern Kansas Health Care System	Topeka			✓							

The Joint Commission's Top Performer on Key Quality Measures® for 2013

The checkmark (✓) indicates the measure set(s) for which the hospital or critical access hospital is being recognized.

Hospitals by State	City	Heart Attack	Heart Failure	Pneumonia	Surgical Care	Children's Asthma	VTE	Stroke	Hosp-Based Inpt Psych	Immunization	Perinatal Care
Via Christi Hospital Wichita St. Teresa, Inc.	Wichita			✓	✓						
Wesley Medical Center, LLC	Wichita	✓	✓	✓	✓	✓					
Kentucky											
Ashland Hospital Corporation	Ashland	✓	✓	✓	✓						
Flaget Healthcare, Inc.	Bardstown			✓	✓						
Greenview Regional Hospital	Bowling Green	✓		✓	✓						
UHS of Bowling Green, LLC	Bowling Green								✓		
Harrison Memorial Hospital	Cynthiana			✓	✓						
Saint Elizabeth Medical Center, Inc.	Edgewood	✓	✓	✓	✓			✓			
Fleming County Hospital District	Flemingsburg			✓							
St. Elizabeth Medical Center, Inc.	Florence	✓	✓	✓	✓			✓			
St. Elizabeth Medical Center, Inc.	Fort Thomas	✓	✓	✓	✓			✓			
Frankfort Regional Medical Center	Frankfort	✓	✓	✓	✓						
Hospital of Fulton, Inc.	Fulton			✓	✓						
Harlan Appalachian Regional Hospital	Harlan			✓	✓						
Western State Hospital	Hopkinsville								✓		
Jackson Hospital Corporation	Jackson			✓	✓						
Twin Lakes Regional Medical Center	Leitchfield				✓						
Baptist Healthcare Systems	Lexington	✓	✓	✓	✓						
University of Kentucky Hospital	Lexington	✓	✓	✓	✓	✓					
Hospital of Louisa, Inc.	Louisa			✓	✓						
Saint Joseph Health System, Inc.	Martin			✓							
Rockcastle Regional Hospital and Respiratory Care Center	Mount Vernon			✓							
Mercy Health Partners-Lourdes Hospital, Inc.	Paducah	✓	✓	✓							
Paul B. Hall Regional Medical Center	Paintsville			✓							
Pikeville Medical Center	Pikeville	✓	✓	✓	✓						
Logan Memorial Hospital	Russellville			✓							
Louisiana											
Abbeville General Hospital Service District #2	Abbeville			✓	✓						
Oceans Behavioral Hospital of Alexandria	Alexandria								✓		
Rapides Regional Medical Center	Alexandria	✓	✓	✓	✓						
Liberty HealthCare Systems, LLC	Bastrop								✓		
Baton Rouge General Medical Center	Baton Rouge	✓	✓	✓	✓						
Franciscan Missionaries of Our Lady Health System	Baton Rouge	✓	✓	✓	✓						
Oceans Behavioral Hospital of Lafayette, LLC	Broussard								✓		
Lakeview Regional Medical Center	Covington	✓	✓	✓	✓						
Oceans Behavioral Hospital - Deridder	Deridder								✓		
Compass Behavioral Center of Houma, Inc.	Houma								✓		
River Parishes Hospital	La Place		✓	✓	✓						
Heart Hospital of Lafayette	Lafayette	✓			✓						
The Regional Medical Center of Acadiana	Lafayette	✓	✓	✓	✓						

The Joint Commission's Top Performer on Key Quality Measures® for 2013

The checkmark (✓) indicates the measure set(s) for which the hospital or critical access hospital is being recognized.

Hospitals by State	City	Heart Attack	Heart Failure	Pneumonia	Surgical Care	Children's Asthma	VTE	Stroke	Hosp-Based Inpt Psych	Immunization	Perinatal Care
Minden Medical Center	Minden		✓	✓	✓						
St. Francis Medical Center	Monroe	✓	✓	✓	✓	✓					
Progressive Acute Care Dauterive, LLC	New Iberia	✓		✓	✓						
Oceans Behavioral Hospital of Opelousas	Opelousas								✓		
Phoenix Behavioral Hospital of Eunice	Rayne								✓		
Ruston Louisiana Hospital Company, LLC	Ruston	✓	✓	✓	✓						
St. Tammany Parish Hospital Service District #2	Slidell	✓	✓	✓	✓			✓			
Hospital Service District #3 of Lafourche Parish, Louisiana	Thibodaux	✓	✓	✓	✓						
Lane Regional Medical Center	Zachary	✓	✓	✓	✓						
Maine											
MaineGeneral Medical Center	Augusta	✓	✓	✓	✓						
Cary Medical Center	Caribou			✓	✓						
Maine Coast Memorial Hospital	Ellsworth	✓		✓	✓						
Franklin Memorial Hospital	Farmington			✓	✓						
Northern Maine Medical Center	Fort Kent			✓							
Central Maine Medical Center	Lewiston	✓	✓	✓	✓						
St. Mary's Regional Medical Center	Lewiston	✓		✓	✓						
Maine Medical Center	Portland	✓	✓	✓	✓						
Mercy Hospital	Portland	✓		✓	✓						
The Aroostook Medical Center	Presque Isle	✓	✓	✓	✓						
Maryland											
Greater Baltimore Medical Center	Baltimore		✓	✓	✓						
Maryland General Hospital	Baltimore		✓	✓	✓						
Sinai Hospital of Baltimore	Baltimore	✓	✓	✓	✓						
The Johns Hopkins Hospital	Baltimore	✓	✓	✓	✓						
Upper Chesapeake Medical Center	Bel Air	✓	✓	✓	✓						
Atlantic General Hospital Corporation	Berlin			✓	✓						
Suburban Hospital System, Incorporated	Bethesda	✓	✓	✓	✓						
The Union Hospital of Cecil County, Inc.	Elkton	✓		✓	✓						
Frederick Memorial Hospital	Frederick	✓	✓	✓	✓						
Harford Memorial Hospital	Havre De Grace	✓		✓	✓						
Civista Medical Center, Inc.	La Plata		✓	✓	✓						
Doctors Community Hospital	Lanham	✓	✓	✓	✓						
St. Mary's Hospital of St. Mary's County, Inc.	Leonardtown	✓	✓	✓	✓				✓		
MedStar Montgomery Medical Center	Olney	✓	✓	✓	✓						
Calvert Memorial Hospital	Prince Frederick	✓	✓	✓	✓						
Shady Grove Adventist Hospital	Rockville	✓	✓	✓	✓						
Holy Cross Hospital of Silver Spring, Inc.	Silver Spring	✓	✓	✓	✓						
Washington Adventist Hospital	Takoma Park	✓	✓	✓	✓						
Massachusetts											
Sturdy Memorial Hospital, Inc.	Attleboro	✓	✓	✓	✓						

The Joint Commission's Top Performer on Key Quality Measures® for 2013

The checkmark (✓) indicates the measure set(s) for which the hospital or critical access hospital is being recognized.

Hospitals by State	City	Heart Attack	Heart Failure	Pneumonia	Surgical Care	Children's Asthma	VTE	Stroke	Hosp-Based Inpt Psych	Immunization	Perinatal Care
Northeast Hospital Corporation	Beverly	✓	✓	✓	✓						
Beth Israel Deaconess Medical Center	Boston	✓	✓	✓	✓						
Brigham and Women's Faulkner Hospital	Boston		✓	✓	✓						
Franciscan Hospital for Children, Inc.	Boston								✓		
New England Baptist Hospital	Boston				✓						
Tufts Medical Center	Boston	✓	✓	✓	✓						
Signature - Healthcare Brockton Hospital	Brockton	✓	✓	✓	✓						
Mount Auburn Hospital	Cambridge	✓	✓	✓	✓						
Steward Carney Hospital, Inc.	Dorchester		✓	✓	✓						
Southcoast Hospitals Group, Inc.	Fall River	✓	✓	✓	✓						
MetroWest Medical Center	Framingham	✓	✓	✓	✓						
Fairview Hospital	Great Barrington			✓	✓						
Lowell General Hospital	Lowell	✓	✓	✓	✓						
Marlborough Hospital	Marlborough	✓		✓	✓						
Anna Jaques Hospital	Newburyport			✓	✓						
Newton - Wellesley Hospital	Newton Lower Falls	✓	✓	✓	✓						
Cooley Dickinson Hospital	Northampton	✓	✓	✓	✓						
Wing Memorial Hospital and Medical Centers	Palmer			✓	✓						
Berkshire Medical Center	Pittsfield	✓	✓	✓	✓						
South Shore Hospital, Inc.	South Weymouth	✓	✓	✓	✓						
Mercy Hospital, Inc.	Springfield	✓	✓	✓	✓						
Baystate Mary Lane Hospital Corporation	Ware			✓	✓						
Winchester Hospital	Winchester	✓	✓	✓	✓						
Vhs Acquisition Subsidiary Number 7, Inc.	Worcester	✓	✓	✓	✓						
Michigan											
St. Joseph Mercy Hospital	Ann Arbor	✓	✓	✓	✓						
University of Michigan Health System	Ann Arbor	✓	✓	✓	✓						
Battle Creek VA Medical Center	Battle Creek								✓		
Bronson Battle Creek Hospital	Battle Creek	✓	✓	✓	✓						
Mecosta County Medical Center	Big Rapids			✓	✓						
Caro Center	Caro								✓		
Chelsea Community Hospital	Chelsea			✓	✓			✓			
Henry Ford Macomb Hospital	Clinton Township	✓	✓	✓	✓						
Community Health Center of Branch County	Coldwater			✓	✓						
Huron Valley - Sinai Hospital	Commerce Township	✓	✓	✓	✓						
Children's Hospital of Michigan	Detroit					✓					
Detroit Receiving Hospital and University Health Center	Detroit	✓	✓	✓	✓						
Harper University Hospital	Detroit	✓	✓	✓	✓						
Sinai-Grace Hospital	Detroit	✓	✓	✓	✓						
OSF - St. Francis Hospital and Medical Group	Escanaba			✓	✓						
MidMichigan Medical Center - Gladwin	Gladwin			✓							

The Joint Commission's Top Performer on Key Quality Measures® for 2013

The checkmark (✓) indicates the measure set(s) for which the hospital or critical access hospital is being recognized.

Hospitals by State	City	Heart Attack	Heart Failure	Pneumonia	Surgical Care	Children's Asthma	VTE	Stroke	Hosp-Based Inpt Psych	Immunization	Perinatal Care
Genesys Regional Medical Center	Grand Blanc	✓	✓	✓	✓						
Forest View Psychiatric Hospital	Grand Rapids								✓		
Mercy Hospital Grayling	Grayling		✓	✓	✓						
Spectrum Health United and Kelsey Hospitals	Greenville			✓	✓						
Beaumont Hospital, Grosse Pointe	Grosse Pointe	✓	✓	✓	✓						
Portage Hospital, LLC	Hancock			✓	✓						
Dickinson County Healthcare System	Iron Mountain			✓	✓						
Oscar G. Johnson VA Medical Center	Iron Mountain			✓							
Aspirus Keweenaw Hospital	Laurium			✓	✓						
DLP Marquette General Hospital, LLC	Marquette	✓	✓	✓							
Mercy Memorial Hospital System	Monroe	✓	✓	✓	✓						
Bronson LakeView Hospital	Paw Paw			✓							
McLaren Northern Michigan	Petoskey	✓	✓	✓	✓						
St. Joseph Mercy Oakland	Pontiac	✓	✓	✓	✓			✓			
Port Huron Hospital	Port Huron	✓	✓	✓	✓						
St. Joseph Mercy Port Huron	Port Huron	✓		✓	✓						
Spectrum Health Reed City Hospital	Reed City			✓							
Crittenton Hospital Medical Center	Rochester	✓	✓	✓	✓						
William Beaumont Hospital	Royal Oak	✓	✓	✓	✓						
Oakwood Hospital - Taylor	Taylor		✓	✓	✓						
William Beaumont Hospital	Troy	✓	✓	✓	✓						
Oakwood Hospital - Wayne	Wayne	✓	✓	✓	✓						
Zeeland Community Hospital	Zeeland			✓	✓						
Minnesota											
Mayo Clinic Health System - Albert Lea and Austin	Albert Lea	✓	✓	✓	✓						
Fairview Ridges Hospital	Burnsville	✓		✓	✓			✓			
Cambridge Medical Center	Cambridge			✓	✓						
Fairview Southdale Hospital	Edina	✓	✓	✓	✓						
Mayo Clinic Health System in Fairmont	Fairmont			✓	✓						
Unity Hospital	Fridley	✓	✓	✓	✓						
Range Regional Health Services	Hibbing			✓	✓						
Hutchinson Health	Hutchinson			✓	✓						
PrairieCare	Maple Grove								✓		
St. John's Hospital	Maplewood	✓	✓	✓	✓						
CentraCare Health - NR, LLC	Monticello			✓							
New Ulm Medical Center	New Ulm			✓	✓						
Owatonna Hospital	Owatonna			✓	✓						
Fairview Northland Health Services	Princeton			✓	✓						
HealthEast St. Joseph's Hospital	Saint Paul	✓	✓	✓	✓						
Regions Hospital	Saint Paul	✓	✓	✓	✓						
St. Francis Regional Medical Center	Shakopee			✓	✓						

The Joint Commission's Top Performer on Key Quality Measures® for 2013

The checkmark (✓) indicates the measure set(s) for which the hospital or critical access hospital is being recognized.

Hospitals by State	City	Heart Attack	Heart Failure	Pneumonia	Surgical Care	Children's Asthma	VTE	Stroke	Hosp-Based Inpt Psych	Immunization	Perinatal Care
Lakeview Memorial Hospital	Stillwater				✓						
Tri-County Hospital	Wadena			✓	✓						
Child and Adolescent Behavioral Health Services	Willmar								✓		
Woodwinds Health Campus	Woodbury			✓	✓						
Fairview Lakes Medical Center	Wyoming			✓	✓						
Mississippi											
Biloxi HMA, LLC	Biloxi		✓	✓	✓						
Baptist Memorial Hospital - Booneville	Booneville			✓							
Crossgates River Oaks Hospital	Brandon			✓	✓						
PHC - Cleveland, Inc.	Cleveland		✓	✓	✓						
Baptist Memorial Hospital - Golden Triangle	Columbus	✓	✓	✓	✓						
Magnolia Regional Health Center	Corinth	✓	✓	✓	✓						
Brentwood Behavioral Healthcare of Mississippi, LLC	Flowood								✓		
Garden Park Medical Center	Gulfport			✓	✓						
Wesley Health System, LLC	Hattiesburg	✓	✓	✓	✓						
River Oaks Hospital, LLC	Jackson			✓	✓						
VA Medical Center - G. V. (Sonny) Montgomery	Jackson	✓	✓	✓	✓						
Alliance Health Center, Inc.	Meridian								✓		
Baptist Memorial Hospital - North Mississippi	Oxford	✓	✓	✓	✓						
Pontotoc Health Services, Inc.	Pontotoc			✓							
River Region Medical Center	Vicksburg	✓	✓	✓	✓						
Missouri											
Belton Regional Medical Center	Belton			✓	✓						
St. Mary's Medical Center	Blue Springs	✓		✓	✓			✓			
The Skaggs Community Hospital Association	Branson	✓	✓	✓	✓						
SSM DePaul Health Center	Bridgeton	✓	✓	✓	✓						
Mercy Hospital Cassville	Cassville									✓	
St. Luke's Episcopal - Presbyterian Hospital	Chesterfield	✓	✓	✓	✓						
Saint Lukes Hospital of Chillicothe	Chillicothe			✓							
Golden Valley Memorial Healthcare	Clinton			✓	✓						
Boone Hospital Center	Columbia	✓	✓	✓	✓						
SSM St. Clare Health Center	Fenton	✓	✓	✓	✓						
Centerpoint Medical Center of Independence, LLC	Independence	✓	✓	✓	✓						
SSM Regional Health Services	Jefferson City	✓	✓	✓	✓						
Research Medical Center	Kansas City	✓	✓	✓	✓						
Saint Luke's Hospital of Kansas City	Kansas City	✓	✓	✓	✓						
Twin Rivers Regional Medical Center	Kennett			✓	✓						
Lee's Summit Medical Center	Lees Summit	✓	✓	✓	✓						
Saint Luke's East Hospital	Lees Summit	✓	✓	✓	✓						
Lafayette Regional Health Center	Lexington			✓							
St. Francis Hospital and Health Services	Maryville				✓						

The Joint Commission's Top Performer on Key Quality Measures® for 2013

The checkmark (✓) indicates the measure set(s) for which the hospital or critical access hospital is being recognized.

Hospitals by State	City	Heart Attack	Heart Failure	Pneumonia	Surgical Care	Children's Asthma	VTE	Stroke	Hosp-Based Inpt Psych	Immunization	Perinatal Care
Moberly Hospital Company, LLC	Moberly	✓		✓	✓						
North Kansas City Hospital	North Kansas City	✓	✓	✓	✓						
Progress West Hospital	O Fallon	✓		✓	✓						
John J. Pershing VA Medical Center	Poplar Bluff			✓						✓	
SSM St. Mary's Health Center	Richmond Heights	✓	✓	✓	✓	✓					
SSM St. Joseph Health Center	Saint Charles	✓	✓	✓	✓						
Heartland Regional Medical Center	Saint Joseph	✓	✓	✓	✓						
Barnes - Jewish West County Hospital	Saint Louis				✓						
Christian Hospital Northeast - Northwest	Saint Louis	✓	✓	✓	✓						
Missouri Baptist Medical Center	Saint Louis	✓	✓	✓	✓						
Barnes - Jewish St. Peters Hospital	Saint Peters	✓	✓	✓	✓						
Missouri Delta Medical Center	Sikeston		✓	✓	✓						
Lakeland Hospital Acquisition Corporation	Springfield								✓		
Royal Oaks Hospital	Windsor								✓		
Montana											
Billings Clinic	Billings	✓	✓	✓	✓						
St. Vincent Healthcare	Billings	✓	✓	✓	✓						
Holy Rosary Healthcare	Miles City			✓	✓						
Nebraska											
Bellevue Medical Center	Bellevue	✓		✓	✓						
Columbus Community Hospital, Inc.	Columbus			✓	✓						
Fremont Area Medical Center	Fremont	✓		✓	✓						
Lincoln Regional Center	Lincoln								✓		
Community Hospital	McCook				✓						
Faith Regional Health Services	Norfolk	✓		✓	✓						
North Platte Nebraska Hospital Corporation	North Platte	✓		✓	✓						
Alegent Creighton Health - Creighton University Medical Center	Omaha	✓	✓	✓	✓						
Alegent Creighton Health Lakeside Hospital	Omaha	✓		✓	✓						
Nebraska Medical Center	Omaha	✓	✓		✓			✓			
CHI Health Midlands	Papillion	✓		✓	✓						
Nevada											
Carson Tahoe Regional Healthcare	Carson City	✓	✓	✓	✓						
Banner Churchill Community Hospital	Fallon			✓	✓						
St. Rose Dominican Hospitals - Siena Campus	Henderson	✓	✓	✓	✓						
Centennial Hills Hospital Medical Center	Las Vegas	✓	✓	✓	✓						
Red Rock Behavioral Health Hospital	Las Vegas								✓		
SBH - Montevista Hospital	Las Vegas								✓		
Southern Hills Medical Center, LLC	Las Vegas	✓	✓	✓	✓						
Spring Mountain Treatment Center	Las Vegas								✓		
Sunrise Hospital and Medical Center	Las Vegas	✓	✓	✓	✓						

The Joint Commission's Top Performer on Key Quality Measures® for 2013

The checkmark (✓) indicates the measure set(s) for which the hospital or critical access hospital is being recognized.

Hospitals by State	City	Heart Attack	Heart Failure	Pneumonia	Surgical Care	Children's Asthma	VTE	Stroke	Hosp-Based Inpt Psych	Immunization	Perinatal Care
Sunrise MountainView Hospital	Las Vegas	✓	✓	✓	✓						
Mesa View Regional Hospital	Mesquite			✓	✓						
Renown Regional Medical Center	Reno	✓	✓	✓	✓	✓					
Renown South Meadows Medical Center	Reno			✓	✓						
VA Sierra Nevada Health Care System	Reno	✓	✓	✓	✓						
Northern Nevada Medical Center	Sparks	✓	✓	✓	✓						
New Hampshire											
Valley Regional Hospital	Claremont			✓	✓						
Parkland Medical Center	Derry	✓	✓	✓	✓						
Hampstead Hospital	Hampstead								✓		
Cheshire Medical Center	Keene			✓	✓						
Catholic Medical Center	Manchester	✓	✓	✓	✓						
St. Joseph Hospital of Nashua New Hampshire	Nashua	✓	✓	✓	✓						
Portsmouth Regional Hospital	Portsmouth	✓	✓	✓	✓						
New Jersey											
Clara Maass Medical Center	Belleville	✓	✓	✓	✓						
Northbrook Behavioral Health Hospital	Blackwood								✓		
Our Lady of Lourdes Medical Center	Camden	✓	✓	✓	✓						
The Cooper Health System	Camden	✓	✓	✓	✓						
CentraState Medical Center	Freehold	✓	✓	✓	✓						
Hackettstown Regional Medical Center	Hackettstown	✓	✓	✓	✓						
Hoboken University Medical Center	Hoboken	✓	✓	✓	✓						
Bayshore Community Hospital	Holmdel	✓	✓	✓	✓						
Monmouth Medical Center, Inc.	Lakewood	✓	✓	✓	✓						
Monmouth Medical Center	Long Branch	✓	✓	✓	✓						
Jersey Shore University Medical Center	Neptune	✓	✓	✓	✓						
Robert Wood Johnson University Hospital	New Brunswick	✓	✓	✓	✓						
Saint Peter's University Hospital	New Brunswick	✓	✓	✓	✓	✓					
St. Mary's Hospital	Passaic	✓	✓	✓	✓						
Capital Health Medical Center - Hopewell	Pennington	✓	✓		✓			✓			
St. Luke's Warren Hospital, Inc.	Phillipsburg			✓	✓						
Riverview Medical Center	Red Bank	✓	✓	✓	✓						
Valley Health System	Ridgewood	✓	✓	✓	✓						
The Memorial Hospital of Salem County	Salem		✓	✓	✓						
Shore Memorial Hospital	Somers Point	✓	✓	✓	✓						
Kennedy University Hospital - Stratford Division	Stratford	✓	✓	✓	✓						
Ann Klein Forensic Center	Trenton								✓		
St. Francis Medical Center	Trenton	✓	✓	✓	✓						
Lourdes Medical Center of Burlington County	Willingboro	✓	✓	✓	✓						
Inspira Medical Center Woodbury	Woodbury	✓	✓	✓	✓						
Christian Health Care Center	Wyckoff								✓		

The Joint Commission's Top Performer on Key Quality Measures® for 2013

The checkmark (✓) indicates the measure set(s) for which the hospital or critical access hospital is being recognized.

Hospitals by State	City	Heart Attack	Heart Failure	Pneumonia	Surgical Care	Children's Asthma	VTE	Stroke	Hosp-Based Inpt Psych	Immunization	Perinatal Care
New Mexico											
Presbyterian Hospital	Albuquerque	✓	✓	✓	✓						
Carlsbad Medical Center, LLC	Carlsbad		✓	✓	✓						
Las Cruces Medical Center, LLC	Las Cruces	✓	✓	✓	✓						
Memorial Medical Center	Las Cruces	✓	✓	✓							
Roswell Hospital Corporation	Roswell	✓	✓	✓	✓						
Lincoln County Medical Center	Ruidoso			✓	✓						
Strategic Behavioral Health El Paso, LLC	Santa Teresa								✓		
New York											
Samuel S. Stratton VA Medical Center	Albany	✓		✓	✓						
Lincoln Medical and Mental Health Center	Bronx	✓	✓	✓	✓						
North Central Bronx Hospital	Bronx		✓	✓	✓						
Kingsboro Psychiatric Center	Brooklyn								✓		
Kingsbrook Jewish Medical Center	Brooklyn	✓	✓	✓	✓						
Lutheran Medical Center	Brooklyn	✓	✓	✓	✓						
New York Community Hospital	Brooklyn	✓	✓	✓	✓						
The Brooklyn Hospital Center	Brooklyn	✓	✓	✓	✓						
Sisters of Charity Hospital	Buffalo	✓	✓	✓	✓						
F. F. Thompson Hospital	Canandaigua	✓	✓	✓	✓						
Putnam Hospital Center	Carmel	✓	✓	✓	✓						
Hudson Valley Hospital Center	Cortlandt Manor	✓	✓	✓	✓						
Elmira Psychiatric Center	Elmira								✓		
Geneva General Hospital	Geneva			✓	✓						
Jamaica Hospital Medical Center (JHMC)	Jamaica	✓	✓	✓	✓						
United Health Services Hospitals, Inc.	Johnson City	✓	✓		✓						
HealthAlliance of the Hudson Valley, Mary's Avenue Campus	Kingston				✓						
Alice Hyde Medical Center	Malone			✓	✓						
Central New York Psychiatric Center	Marcy								✓		
Massena Memorial Hospital	Massena			✓	✓						
Orange Regional Medical Center	Middletown	✓	✓	✓	✓						
VA Hudson Valley Health Care System	Montrose								✓	✓	
Northern Westchester Hospital	Mount Kisco	✓	✓	✓	✓						
Bellevue Hospital Center	New York	✓	✓	✓	✓						
Beth Israel Medical Center	New York	✓	✓	✓	✓						
Mt. Sinai St. Luke's and Mt. Sinai Roosevelt Hospital Center	New York	✓	✓	✓	✓						
New York State Psychiatric Institute	New York								✓		
NewYork - Presbyterian Hospital	New York	✓	✓	✓	✓	✓					
NYU Hospitals Center	New York	✓	✓	✓	✓						
Newark Wayne Community Hospital	Newark	✓		✓	✓						

The Joint Commission's Top Performer on Key Quality Measures® for 2013

The checkmark (✓) indicates the measure set(s) for which the hospital or critical access hospital is being recognized.

Hospitals by State	City	Heart Attack	Heart Failure	Pneumonia	Surgical Care	Children's Asthma	VTE	Stroke	Hosp-Based Inpt Psych	Immunization	Perinatal Care
St. Luke's Cornwall Hospital	Newburgh	✓	✓		✓			✓			
South Nassau Communities Hospital	Oceanside	✓	✓	✓	✓						
St. Charles Hospital	Port Jefferson			✓	✓			✓			
Vassar Brothers Medical Center	Poughkeepsie	✓	✓	✓	✓						
Northern Dutchess Hospital	Rhinebeck			✓	✓						
Mercy Medical Centre, Rockville Center	Rockville Centre	✓	✓	✓	✓						
Ellis Hospital	Schenectady	✓	✓	✓	✓						
Phelps Memorial Hospital Association	Sleepy Hollow	✓	✓	✓	✓						
Staten Island University Hospital	Staten Island	✓	✓	✓	✓						
Mohawk Valley Psychiatric Center	Utica								✓		
Jones Memorial Hospital	Wellsville			✓	✓						
Pilgrim Psychiatric Center	West Brentwood								✓		
Good Samaritan Hospital Medical Center	West Islip	✓	✓	✓	✓						
Western New York Children's Psychiatric Center	West Seneca								✓		
St. Joseph's Hospital	Yonkers		✓	✓	✓						
North Carolina											
Randolph Hospital, Inc.	Asheboro	✓	✓	✓	✓						
Novant Health Brunswick Medical Center, dba for Brunswick Community Hospital	Bolivia		✓	✓	✓		✓	✓		✓	
Mission Health Services, dba Transylvania Regional Hospital	Brevard			✓	✓						
RJ Blackley ADATC	Butner								✓		
WakeMed	Cary	✓	✓	✓	✓			✓			
Carolinas Medical Center	Charlotte	✓	✓	✓	✓	✓					
Carolinas Medical Center - University	Charlotte		✓	✓	✓						
Mercy Hospital, Inc.	Charlotte	✓	✓	✓	✓						
St. Luke's Hospital, Inc.	Columbus			✓	✓						
The Charlotte - Mecklenburg Hospital Authority	Concord	✓	✓	✓	✓	✓					
St. Joseph's Hospital and Health Center	Dickinson			✓	✓						
Duke University Health System, dba Duke Regional Hospital	Durham	✓	✓	✓	✓						
Duke University Hospital	Durham	✓	✓	✓	✓						
VA Medical Center	Durham	✓	✓	✓	✓						
Hugh Chatham Memorial Hospital	Elkin			✓	✓						
Cape Fear Valley Health System	Fayetteville	✓	✓	✓	✓						
Moses H. Cone Memorial Hospital	Greensboro	✓	✓	✓	✓						
Sandhills Regional Medical Center	Hamlet			✓							
Duplin General Hospital, Inc.	Kenansville			✓	✓						
Scotland Health Care System	Laurinburg	✓	✓	✓	✓						
Caldwell Memorial Hospital, Inc.	Lenoir	✓		✓	✓						
Lexington Medical Center	Lexington			✓	✓					✓	

The Joint Commission's Top Performer on Key Quality Measures® for 2013

The checkmark (✓) indicates the measure set(s) for which the hospital or critical access hospital is being recognized.

Hospitals by State	City	Heart Attack	Heart Failure	Pneumonia	Surgical Care	Children's Asthma	VTE	Stroke	Hosp-Based Inpt Psych	Immunization	Perinatal Care
Novant Health Franklin Medical Center, dba for Franklin Regional Medical Center	Louisburg			✓	✓		✓			✓	
The McDowell Hospital, Inc.	Marion		✓	✓	✓						
Carolinas Medical Center - Union	Monroe	✓	✓	✓	✓						
Lake Norman Regional Medical Center	Mooresville	✓	✓	✓	✓						
Blue Ridge HealthCare Hospitals, Inc.	Morganton	✓	✓	✓	✓						
Northern Hospital District of Surry County	Mount Airy		✓	✓	✓						
The Outer Banks Hospital	Nags Head			✓	✓						
Duke University Health System, dba Duke Raleigh Hospital	Raleigh	✓	✓	✓	✓						
Rex Hospital, Inc., dba Rex Healthcare	Raleigh	✓	✓	✓	✓						
Cleveland Regional Medical Center	Shelby	✓	✓	✓	✓						
Johnston Memorial Hospital Authority	Smithfield	✓	✓	✓	✓						
Davis Regional Medical Center	Statesville	✓	✓	✓	✓						
East Carolina Health - Heritage, Inc.	Tarboro		✓	✓	✓						
Columbus Regional Healthcare System	Whiteville			✓	✓						
New Hanover Regional Medical Center	Wilmington	✓	✓	✓	✓						
Novant Health Medical Park Hospital, dba for Medical Park Hospital	Winston Salem				✓		✓			✓	
North Dakota											
Fargo VA Health Care System	Fargo				✓						
Ohio											
Samaritan Regional Health System	Ashland			✓	✓						
Ashtabula County Medical Center	Ashtabula	✓		✓	✓						
O'Bleness Memorial Hospital	Athens			✓	✓					✓	
University Hospitals Ahuja Medical Center	Beachwood	✓	✓	✓	✓						
Olgethorpe of Cambridge, LLC	Cambridge								✓		
University Hospitals Geauga Medical Center	Chardon	✓	✓	✓	✓						
Christ Hospital	Cincinnati	✓	✓	✓	✓						
Mercy Health - Anderson Hospital, LLC	Cincinnati	✓	✓	✓	✓						
Berger Hospital	Circleville			✓	✓						
Lutheran Hospital	Cleveland			✓	✓						
The MetroHealth System	Cleveland	✓	✓	✓	✓						
UH Regional Hospitals	Cleveland	✓	✓	✓	✓						
Mercer County Joint Township Community Hospital	Coldwater			✓	✓						
Doctors Hospital	Columbus	✓	✓	✓	✓						
Grant Medical Center	Columbus	✓	✓	✓	✓						
Ohio Hospital for Psychiatry	Columbus								✓		
Riverside Methodist Hospital	Columbus	✓	✓	✓	✓						
The Ohio State University Hospital	Columbus	✓	✓	✓	✓						
University Hospital Conneaut Medical Center	Conneaut			✓	✓						

The Joint Commission's Top Performer on Key Quality Measures® for 2013

The checkmark (✓) indicates the measure set(s) for which the hospital or critical access hospital is being recognized.

Hospitals by State	City	Heart Attack	Heart Failure	Pneumonia	Surgical Care	Children's Asthma	VTE	Stroke	Hosp-Based Inpt Psych	Immunization	Perinatal Care
Good Samaritan Hospital	Dayton	✓	✓	✓	✓						
Miami Valley Hospital (Main Site), Dayton	Dayton	✓	✓	✓	✓						
Mercy Health - Defiance Hospital, LLC	Defiance			✓	✓						
Dublin Methodist Hospital	Dublin			✓	✓						
East Liverpool City Hospital	East Liverpool		✓	✓	✓						
Mercy Health - Fairfield Hospital, LLC	Fairfield	✓	✓	✓	✓						
Blanchard Valley Health System	Findlay	✓	✓	✓	✓		✓	✓			
University Hospitals Geneva Medical Center	Geneva			✓	✓						
Southwest Healthcare of Brown County Ohio, LLC	Georgetown			✓	✓						
Marion General Hospital, Inc.	Marion	✓	✓	✓	✓						
Craig and Frances Lindner Center of HOPE	Mason								✓		
Arrowhead Behavioral Health	Maumee								✓		
Southwest General Health Center	Middleburg Heights	✓	✓	✓	✓						
Atrium Medical Center	Middletown	✓	✓	✓	✓			✓			
Joel Pomerene Memorial Hospital	Millersburg			✓	✓						
Licking Memorial Hospital	Newark	✓	✓	✓	✓						
Southern Ohio Medical Center	Portsmouth	✓	✓	✓	✓						
South Pointe Hospital	Warrensville Heights	✓	✓	✓							
St. Ann's Hospital of Columbus, Inc.	Westerville	✓	✓	✓	✓						
RCHP - Wilmington	Wilmington			✓	✓						
Belmont Pines Hospital	Youngstown								✓		
Northside Medical Center	Youngstown	✓	✓	✓	✓						
The Surgery Center at Southwoods, LLC	Youngstown				✓						
Oklahoma											
Blackwell HMA, LLC	Blackwell			✓							
PHS Comprehensive Indian Health Facility	Claremore				✓						
Clinton HMA, LLC	Clinton			✓							
Duncan Regional Hospital, Inc.	Duncan		✓	✓	✓						
St. Mary's Regional Medical Center	Enid	✓		✓	✓						
Deaconess Hospital	Oklahoma City	✓	✓	✓	✓						
Mercy Hospital Oklahoma City	Oklahoma City			✓	✓						
St. Anthony Hospital	Oklahoma City	✓	✓	✓	✓						
St. Anthony Shawnee Hospital	Shawnee	✓	✓	✓	✓						
Shadow Mountain Behavioral Health	Tulsa								✓		
Woodward Regional Hospital	Woodward			✓	✓						
Oregon											
Kaiser Sunnyside Medical Center	Clackamas	✓	✓	✓	✓						
Willamette Valley Medical Center	McMinnville			✓	✓						
Providence Milwaukie Hospital	Milwaukie		✓	✓	✓						
Providence Health & Services Oregon	Newberg			✓	✓						
Saint Alphonsus Medical Center - Ontario	Ontario			✓	✓						

The Joint Commission's Top Performer on Key Quality Measures® for 2013

The checkmark (✓) indicates the measure set(s) for which the hospital or critical access hospital is being recognized.

Hospitals by State	City	Heart Attack	Heart Failure	Pneumonia	Surgical Care	Children's Asthma	VTE	Stroke	Hosp-Based Inpt Psych	Immunization	Perinatal Care
OHSU Hospitals and Clinics	Portland	✓	✓	✓	✓						
Portland Adventist Medical Center	Portland	✓	✓	✓	✓						
McKenzie - Willamette Regional Medical Center Associates, LLC	Springfield	✓	✓	✓	✓						
Northwest Medical Foundation of Tillamook	Tillamook			✓	✓						
Legacy Meridian Park Medical Center	Tualatin	✓	✓	✓	✓						
Pennsylvania											
Abington Memorial Hospital	Abington	✓	✓	✓	✓						
Sacred Heart Hospital	Allentown			✓	✓			✓			
VA Medical Center - James E. Van Zandt	Altoona			✓						✓	
Lehigh Valley Hospital - Muhlenberg	Bethlehem	✓	✓	✓	✓						
St. Luke's Hospital	Bethlehem	✓	✓	✓	✓						
Holy Spirit Hospital	Camp Hill	✓	✓	✓	✓						
Carlisle Regional Medical Center	Carlisle			✓	✓						
The Meadows Psychiatric Center	Centre Hall								✓		
St. Luke's Hospital - Miners Campus	Coaldale			✓	✓						
Coatesville Hospital Corporation	Coatesville	✓	✓	✓	✓						
Charles Cole Memorial Hospital	Coudersport			✓	✓						
Mercy Fitzgerald Hospital	Darby	✓	✓	✓	✓			✓			
Delaware County Memorial Hospital	Drexel Hill	✓	✓	✓	✓						
Northampton Hospital Company, LLC	Easton	✓	✓	✓	✓						
Ephrata Community Hospital	Ephrata		✓	✓	✓						
Pinnacle Health Hospitals	Harrisburg	✓	✓	✓	✓						
Penn State Hershey Medical Center	Hershey	✓	✓	✓	✓						
First Hospital	Kingston								✓		
St. Mary Medical Center	Langhorne	✓	✓	✓	✓						
The Good Samaritan Hospital	Lebanon	✓	✓	✓	✓						
Heart of Lancaster Regional Medical Center	Lititz			✓	✓						
Lock Haven Hospital and Haven Skilled Rehab & Nursing	Lock Haven			✓							
UPMC McKeesport	McKeesport	✓	✓	✓	✓						
Riddle Memorial Hospital	Media	✓	✓	✓	✓						
Monongahela Valley Hospital	Monongahela	✓	✓	✓	✓						
Alle - Kiski Medical Center	Natrona Heights	✓	✓	✓	✓						
Mercy Suburban Hospital	Norristown		✓	✓	✓						
Main Line Hospital Paoli	Paoli	✓	✓	✓	✓						
Friends Behavioral Health System, LP	Philadelphia								✓		
Hahnemann University Hospital	Philadelphia	✓	✓	✓	✓				✓		
Nazareth Hospital	Philadelphia	✓	✓	✓	✓						
Presbyterian Medical Center of the UPHS	Philadelphia	✓	✓	✓	✓						
St. Christopher's Hospital for Children	Philadelphia					✓					

The Joint Commission's Top Performer on Key Quality Measures® for 2013

The checkmark (✓) indicates the measure set(s) for which the hospital or critical access hospital is being recognized.

Hospitals by State	City	Heart Attack	Heart Failure	Pneumonia	Surgical Care	Children's Asthma	VTE	Stroke	Hosp-Based Inpt Psych	Immunization	Perinatal Care
Temple University Hospital, Inc.	Philadelphia	✓	✓	✓	✓			✓			
Thomas Jefferson University Hospitals, Inc.	Philadelphia	✓	✓	✓	✓						
Allegheny General Hospital	Pittsburgh	✓	✓	✓	✓						
St. Clair Memorial Hospital	Pittsburgh	✓	✓	✓	✓						
UPMC Mercy	Pittsburgh	✓	✓	✓	✓						
UPMC Passavant	Pittsburgh	✓	✓	✓	✓						
West Penn Hospital	Pittsburgh	✓		✓	✓						
Pottstown Hospital Company, LLC	Pottstown	✓	✓	✓	✓						
St. Luke's Quakertown Hospital	Quakertown			✓	✓						
Nason Hospital	Roaring Spring			✓	✓						
Moses Taylor Hospital	Scranton			✓	✓						
Grand View Hospital	Sellersville	✓	✓	✓	✓						
UPMC Northwest	Seneca		✓	✓	✓						
Valley Medical Facilities, Inc.	Sewickley	✓	✓	✓	✓						
Roxbury Treatment Center	Shippensburg								✓		
Tunkhannock Hospital Company, LLC	Tunkhannock			✓							
Washington Health System	Washington	✓	✓	✓	✓						
Waynesboro Hospital	Waynesboro	✓		✓	✓						
Reading Hospital	West Reading	✓	✓	✓	✓						
Geisinger Wyoming Valley Medical Center	Wilkes Barre	✓	✓	✓	✓						
Wilkes - Barre General Hospital	Wilkes Barre	✓	✓	✓	✓						
Williamsport Regional Medical Center	Williamsport	✓	✓	✓	✓			✓			
Main Line Hospital Lankenau	Wynnewood	✓	✓	✓	✓						
York Hospital	York	✓	✓	✓	✓						
Puerto Rico											
Ashford Presbyterian Community Hospital	San Juan	✓		✓	✓						
VA Caribbean Healthcare System	San Juan	✓	✓	✓	✓						
Rhode Island											
Newport Hospital	Newport	✓	✓	✓	✓						
South Carolina											
Aiken Regional Medical Centers, LLC	Aiken	✓	✓	✓	✓						
AnMed Health	Anderson	✓	✓	✓	✓						
Chesterfield - Marlboro, LP	Bennettsville			✓							
Trident Medical Center, LLC	Charleston	✓	✓	✓	✓						
Chesterfield General Hospital	Cheraw			✓	✓						
William Jennings Bryan Dorn VA Medical Center	Columbia		✓	✓	✓						
McLeod Medical Center - Dillon	Dillon		✓	✓							
Baptist Easley Hospital	Easley	✓	✓	✓	✓						
Carolinas Hospital System	Florence	✓	✓	✓	✓						
Novant Health Gaffney Medical Center, dba for Gaffney HMA, LLC	Gaffney		✓	✓	✓		✓			✓	

The Joint Commission's Top Performer on Key Quality Measures® for 2013

The checkmark (✓) indicates the measure set(s) for which the hospital or critical access hospital is being recognized.

Hospitals by State	City	Heart Attack	Heart Failure	Pneumonia	Surgical Care	Children's Asthma	VTE	Stroke	Hosp-Based Inpt Psych	Immunization	Perinatal Care
GHS Patewood Memorial Hospital	Greenville				✓						
Greenville Hospital System University Medical Center	Greenville	✓	✓	✓							
St. Francis Hospital, Inc.	Greenville	✓	✓	✓							
GHS Greer Memorial Hospital	Greer			✓							
UHS of Greenville, LLC	Greer								✓		
Springs Memorial Hospital	Lancaster	✓	✓	✓	✓						
Grand Strand Medical Center, LLC	Myrtle Beach	✓	✓	✓	✓						
Newberry County Memorial Hospital	Newberry			✓	✓						
Mary Black Health System, LLC	Spartanburg			✓	✓						
Colleton Medical Center	Walterboro		✓	✓	✓						
South Dakota											
VA Black Hills Health Care System - Fort Meade - Hot Springs	Fort Meade									✓	
Avera Queen of Peace	Mitchell			✓	✓						
Avera St. Mary's Hospital	Pierre			✓	✓						
Avera Sacred Heart Hospital	Yankton			✓	✓						
Tennessee											
Western Mental Health Institute	Bolivar								✓		
Wellmont Bristol Regional Medical Center	Bristol	✓	✓	✓	✓						
Riverview Medical Center, LLC	Carthage			✓							
Clarksville Health System, GP	Clarksville	✓	✓	✓	✓						
Cleveland Tennessee Hospital Company, LLC	Cleveland	✓	✓	✓	✓						
Tristar Horizon Medical Center	Dickson	✓	✓	✓	✓						
Dyersburg Hospital Corporation	Dyersburg			✓	✓						
Laughlin Memorial Hospital, Inc.	Greeneville	✓	✓	✓	✓						
Roane Medical Center	Harriman			✓	✓						
TriStar Hendersonville Medical Center	Hendersonville	✓	✓	✓	✓						
TriStar Summit Medical Center	Hermitage	✓	✓	✓	✓						
Baptist Memorial Hospital Huntingdon	Huntingdon			✓							
Jackson, Tennessee Hospital Company, LLC	Jackson	✓	✓	✓	✓						
Jefferson County HMA, LLC	Jefferson City			✓							
Wellmont Holston Valley Medical Center	Kingsport	✓	✓	✓	✓						
Fort Sanders Regional Medical Center	Knoxville	✓	✓	✓	✓						
Parkwest Medical Center	Knoxville	✓	✓	✓	✓						
Tenna LaFollette Medical Center	La Follette			✓							
Fort Loudoun Medical Center	Lenoir City			✓	✓						
Lexington Hospital Corporation	Lexington			✓							
Livingston Regional Hospital, LLC	Livingston			✓	✓						
Blount Memorial Hospital, Inc.	Maryville	✓	✓	✓	✓			✓			
McKenzie Tennessee Hospital Company, LLC	Mc Kenzie			✓	✓						
Lakeside Behavioral Health System, LLC	Memphis								✓		

The Joint Commission's Top Performer on Key Quality Measures® for 2013

The checkmark (✓) indicates the measure set(s) for which the hospital or critical access hospital is being recognized.

Hospitals by State	City	Heart Attack	Heart Failure	Pneumonia	Surgical Care	Children's Asthma	VTE	Stroke	Hosp-Based Inpt Psych	Immunization	Perinatal Care
Milan General Hospital	Milan				✓						
Morristown - Hamblen Hospital Association	Morristown	✓	✓	✓	✓						
Middle Tennessee Mental Health Institute	Nashville								✓		
Southern Hills Medical Center	Nashville	✓	✓	✓	✓						
TriStar Centennial Medical Center	Nashville	✓	✓	✓	✓						
TriStar Skyline Medical Center	Nashville	✓	✓	✓	✓						
Methodist Medical Center of Oak Ridge	Oak Ridge	✓	✓	✓	✓						
Henry County Medical Center	Paris			✓	✓						
Hillside Hospital, LLC	Pulaski			✓							
McNairy Regional Hospital	Selmer			✓							
Shelbyville Hospital Corporation	Shelbyville			✓	✓						
StoneCrest Medical Center	Smyrna	✓	✓	✓	✓						
NorthCrest Medical Center	Springfield	✓	✓	✓	✓						
Baptist Memorial Hospital - Union City	Union City		✓	✓	✓						
Texas											
Texas Health Presbyterian Hospital - Allen	Allen			✓	✓						
Northwest Texas Healthcare System, Inc.	Amarillo	✓	✓	✓	✓						
Arlington Orthopedic and Spine Hospital, LLC	Arlington				✓						
Medical Center Arlington	Arlington	✓	✓	✓	✓						
Millwood Hospital, LP	Arlington								✓		
SAS Healthcare, Inc.	Arlington								✓		
Texas Health Heart & Vascular Hospital Arlington	Arlington	✓	✓		✓						
Dell Children's Medical Center of Central Texas	Austin					✓					
Seton Northwest Hospital	Austin			✓	✓						
St. David's Medical Center	Austin	✓	✓	✓	✓						
St. David's North Austin Medical Center	Austin	✓	✓	✓	✓						
St. David's South Austin Medical Center	Austin	✓	✓	✓	✓						
University Medical Center Brackenridge	Austin	✓	✓	✓	✓						
Texas Health Harris Methodist Hospital - Azle	Azle			✓							
Scott & White Hospital - Brenham	Brenham			✓	✓						
Valley Regional Medical Center	Brownsville	✓	✓	✓	✓						
Seton Highland Lakes Hospital	Burnet			✓	✓						
Baylor Medical Center at Carrollton	Carrollton	✓	✓	✓	✓						
Texas Health Harris Methodist Hospital - Cleburne	Cleburne		✓	✓	✓						
College Station Medical Center	College Station	✓	✓	✓	✓						
Conroe Regional Medical Center	Conroe	✓	✓	✓	✓						
Montgomery County Mental Health Treatment Facility	Conroe								✓		
Corpus Christi Medical Center (Bay Area) Healthcare Group, LTD	Corpus Christi	✓	✓	✓	✓						
Baylor Heart and Vascular Center, LLP	Dallas	✓	✓		✓						
Baylor University Medical Center (BUMC)	Dallas	✓	✓	✓	✓						

The Joint Commission's Top Performer on Key Quality Measures® for 2013

The checkmark (✓) indicates the measure set(s) for which the hospital or critical access hospital is being recognized.

Hospitals by State	City	Heart Attack	Heart Failure	Pneumonia	Surgical Care	Children's Asthma	VTE	Stroke	Hosp-Based Inpt Psych	Immunization	Perinatal Care
Doctors Hospital at White Rock Lake	Dallas	✓	✓	✓	✓						
MSH Partners, LLC	Dallas				✓						
North Central Surgical Center	Dallas				✓						
UHS of Timberlawn	Dallas								✓		
UT Southwestern University Hospital	Dallas	✓	✓	✓	✓						
Ut Southwestern University Hospital - Zale Lipshy	Dallas				✓						
University Behavioral Health of Denton	Denton								✓		
Fort Duncan Regional Medical Center	Eagle Pass		✓	✓	✓						
Doctors Hospital at Renaissance	Edinburg	✓	✓	✓	✓						
South Texas Health System	Edinburg	✓	✓	✓	✓						
Las Palmas Del Sol Healthcare	El Paso	✓	✓	✓	✓						
Providence Memorial Hospital	El Paso	✓	✓	✓	✓						
Tenet Hospitals Limited	El Paso	✓	✓	✓	✓						
University Behavioral Health of El Paso, LLC	El Paso								✓		
Baylor Surgical Hospital at Fort Worth	Fort Worth				✓						
Hill Country Memorial Hospital	Fredericksburg			✓	✓						
Baylor Medical Center at Garland	Garland	✓	✓	✓	✓						
Lake Granbury Medical Center	Granbury	✓		✓	✓						
Baylor Regional Medical Center at Grapevine	Grapevine	✓	✓	✓	✓						
Harlingen Medical Center, LP	Harlingen	✓	✓	✓	✓						
Houston Northwest Medical Center	Houston	✓	✓	✓	✓						
Memorial Hermann Hospital	Houston	✓	✓	✓	✓						
Texas Cypress Creek Hospital	Houston								✓		
Texas Orthopedic Hospital, Ltd.	Houston				✓		✓				
TOPS Surgical Specialty Hospital	Houston				✓						
West Houston Medical Center	Houston	✓	✓	✓	✓						
Memorial Hermann Northeast Hospital	Humble	✓	✓	✓	✓						
Las Colinas Medical Center	Irving	✓	✓	✓	✓						
South Texas Regional Medical Center	Jourdanton			✓	✓						
Memorial Hermann Katy Hospital	Katy	✓	✓	✓	✓						
Texas Health Presbyterian Hospital - Kaufman	Kaufman			✓	✓			✓			
Metroplex Adventist Hospital, Inc.	Killeen	✓	✓	✓	✓						
Memorial Hermann Specialty Hospital Kingwood, LLC	Kingwood				✓						
Laredo Texas Hospital Company, LP	Laredo	✓	✓	✓	✓						
Medical Center of Lewisville	Lewisville	✓	✓	✓	✓						
Longview Medical Center, LP	Longview	✓	✓	✓	✓						
Methodist Children's Hospital	Lubbock					✓					
Seton Edgar B. Davis Hospital	Luling			✓							
Methodist Mansfield Medical Center	Mansfield	✓	✓	✓				✓			
Harrison County Hospital Association, Inc.	Marshall		✓	✓	✓						
Rio Grande Regional Hospital	McAllen	✓	✓	✓	✓						

The Joint Commission's Top Performer on Key Quality Measures® for 2013

The checkmark (✓) indicates the measure set(s) for which the hospital or critical access hospital is being recognized.

Hospitals by State	City	Heart Attack	Heart Failure	Pneumonia	Surgical Care	Children's Asthma	VTE	Stroke	Hosp-Based Inpt Psych	Immunization	Perinatal Care
Baylor Medical Centers at Garland and McKinney	McKinney	✓	✓	✓	✓						
Medical Center of McKinney	McKinney	✓	✓	✓	✓						
Dallas Regional Medical Center	Mesquite	✓	✓	✓	✓						
North Hills Hospital Subsidiary, LP	North Richland Hills	✓	✓	✓	✓						
Pampa Regional Medical Center	Pampa			✓	✓						
Bayshore Medical Center	Pasadena	✓	✓	✓	✓						
Baylor Regional Medical Center at Plano	Plano			✓	✓						
Texas Heart Hospital of the Southwest	Plano	✓	✓		✓						
The Medical Center of Plano	Plano	✓	✓	✓	✓						
Methodist Richardson Medical Center	Richardson	✓	✓	✓	✓						
St. David's Round Rock Medical Center	Round Rock	✓	✓	✓	✓						
Lake Pointe Medical Center	Rowlett	✓	✓	✓	✓						
San Angelo Community Medical Center	San Angelo	✓		✓	✓						
Shannon Medical Center	San Angelo	✓	✓	✓	✓						
Methodist Ambulatory Surgery Hospital - Northwest	San Antonio				✓		✓			✓	
Methodist Hospital	San Antonio	✓	✓	✓	✓	✓					
Methodist Stone Oak Hospital	San Antonio	✓	✓	✓	✓						
Texas Laurel Ridge Hospital, LP	San Antonio								✓		
Central Texas Medical Center	San Marcos			✓	✓						
Texas Health Harris Methodist Hospital Stephenville	Stephenville			✓	✓						
Memorial Hermann Sugar Land Hospital	Sugar Land	✓	✓	✓	✓						
Memorial Hermann Sugar Land Surgical Hospital	Sugar Land				✓						
Rolling Plains Memorial Hospital	Sweetwater			✓							
CHRISTUS Health, Ark - La - Tex	Texarkana	✓	✓	✓	✓						
East Texas Medical Center - Tyler	Tyler	✓	✓	✓	✓						
DeTar Healthcare System	Victoria	✓	✓	✓	✓						
Baylor Medical Center at Waxahachie	Waxahachie		✓	✓	✓						
Weatherford Regional Medical Center	Weatherford	✓		✓	✓						
Knapp Medical Center	Weslaco	✓	✓	✓	✓						
Kell West Regional Hospital, LLC	Wichita Falls				✓						
Utah											
American Fork Hospital	American Fork			✓	✓						
Lakeview Hospital	Bountiful	✓		✓	✓						
Brigham City Community Hospital	Brigham City				✓						
IHC Health Services, Inc.	Cedar City			✓	✓						
Logan Regional Hospital	Logan			✓	✓						
Intermountain Medical Center	Murray	✓	✓		✓						
The Orthopedic Specialty Hospital	Murray				✓						
Orem Community Hospital	Orem				✓						
Timpanogos Regional Hospital	Orem	✓		✓	✓						
Intermountain Park City Medical Center	Park City			✓	✓						

The Joint Commission's Top Performer on Key Quality Measures® for 2013

The checkmark (✓) indicates the measure set(s) for which the hospital or critical access hospital is being recognized.

Hospitals by State	City	Heart Attack	Heart Failure	Pneumonia	Surgical Care	Children's Asthma	VTE	Stroke	Hosp-Based Inpt Psych	Immunization	Perinatal Care
Mountain View Hospital	Payson	✓		✓	✓						
Utah Valley Regional Medical Center	Provo	✓	✓	✓	✓						
IHC Health Services, Inc.	Richfield			✓	✓						
Riverton Hospital	Riverton			✓	✓						
LDS Hospital	Salt Lake City			✓	✓						
St. Mark's Hospital	Salt Lake City	✓	✓	✓	✓						
Alta View Hospital	Sandy			✓	✓						
Mountain West Medical Center	Tooele			✓	✓						
Vermont											
Rutland Regional Medical Center	Rutland		✓	✓	✓						
Northwestern Medical Center, Inc.	Saint Albans			✓							
Virginia											
Inova Alexandria Hospital	Alexandria	✓	✓	✓	✓						
Virginia Hospital Center	Arlington	✓	✓	✓	✓						
Bedford Memorial Hospital	Bedford			✓							
LewisGale Hospital Montgomery	Blacksburg	✓	✓	✓	✓						
Commonwealth of Virginia, Piedmont Geriatric Hospital	Burkeville								✓		
Catawba Hospital	Catawba								✓		
Emporia Hospital Corporation	Emporia		✓	✓	✓						
Dominion Hospital	Falls Church								✓		
Spotsylvania Regional Medical Center	Fredericksburg	✓	✓	✓	✓						
Warren Memorial Hospital	Front Royal			✓	✓						
Riverside Walter Reed Hospital	Gloucester	✓	✓	✓	✓						
Buchanan General Hospital	Grundy			✓							
Riverside Behavioral Health Center	Hampton								✓		
John Randolph Medical Center	Hopewell	✓	✓	✓	✓						
LewisGale Hospital Alleghany	Low Moor			✓	✓						
Riverside Shore Memorial Hospital	Nassawadox	✓	✓	✓	✓						
Mary Immaculate Hospital, Inc.	Newport News	✓	✓	✓	✓						
Riverside Regional Medical Center	Newport News	✓	✓	✓	✓						
Poplar Springs Hospital	Petersburg								✓		
Pulaski Community Hospital, Inc.	Pulaski		✓	✓	✓						
Reston Hospital Center, LLC	Reston	✓	✓	✓	✓						
Clinch Valley Medical Center	Richlands	✓		✓	✓						
Bon Secours - St. Mary's Hospital	Richmond	✓	✓	✓	✓						
Bon Secours Richmond Community Hospital	Richmond			✓							
CJW Medical Center	Richmond	✓	✓	✓	✓						
Henrico Doctors' Hospital	Richmond	✓	✓	✓	✓						
Carilion Medical Center	Roanoke	✓	✓	✓	✓						
LewisGale Medical Center, LLC	Salem	✓	✓	✓	✓						
Community Memorial Healthcenter	South Hill		✓	✓				✓			

The Joint Commission's Top Performer on Key Quality Measures® for 2013

The checkmark (✓) indicates the measure set(s) for which the hospital or critical access hospital is being recognized.

Hospitals by State	City	Heart Attack	Heart Failure	Pneumonia	Surgical Care	Children's Asthma	VTE	Stroke	Hosp-Based Inpt Psych	Immunization	Perinatal Care
Riverside Tappahannock Hospital	Tappahannock			✓	✓						
Carilion Tazewell Community Hospital	Tazewell			✓							
Eastern State Hospital	Williamsburg								✓		
Wythe County Community Hospital, LLC	Wytheville			✓	✓						
Washington											
Overlake Hospital Medical Center	Bellevue	✓	✓	✓	✓						
Highline Medical Center	Burien	✓	✓	✓	✓			✓			
Providence Centralia Hospital	Centralia	✓	✓	✓	✓						
Tri-State Memorial Hospital	Clarkston			✓	✓						
Providence Regional Medical Center	Everett	✓	✓	✓	✓						
Kadlec Regional Medical Center	Richland	✓	✓	✓	✓						
Navos	Seattle								✓		
Swedish Medical Center	Seattle		✓	✓	✓						
University of Washington Medical Center	Seattle	✓	✓	✓	✓						
UW Medicine/Northwest	Seattle	✓	✓	✓	✓						
VA Medical Center	Spokane			✓							
Spokane Valley Washington Hospital Company, LLC	Spokane Valley			✓	✓						
Toppenish Community Hospital	Toppenish			✓							
Providence St. Mary Medical Center	Walla Walla	✓		✓	✓						
Walla Walla General Hospital	Walla Walla	✓		✓	✓						
Central Washington Health Services Association	Wenatchee	✓	✓	✓	✓						
Yakima Valley Memorial Hospital	Yakima	✓	✓	✓	✓						
West Virginia											
United Hospital Center	Bridgeport	✓	✓	✓	✓						
Fairmont General Hospital, Inc.	Fairmont	✓	✓	✓	✓						
Cabell Huntington Hospital, Inc.	Huntington	✓	✓	✓	✓						
River Park Hospital	Huntington								✓		
Wetzel County Hospital	New Martinsville			✓							
Oak Hill Hospital Corporation	Oak Hill			✓	✓						
Pleasant Valley Hospital	Point Pleasant			✓	✓						
Jefferson Memorial Hospital	Ranson			✓							
Community Health Association	Ripley			✓	✓		✓				
Stonewall Jackson Memorial Hospital Company	Weston			✓	✓						
Ohio Valley Medical Center	Wheeling			✓	✓						
Wisconsin											
Langlade Hospital	Antigo			✓	✓						
St. Elizabeth Hospital	Appleton	✓		✓	✓		✓	✓			
St. Clare Hospital	Baraboo			✓	✓						
Aurora Health Care Southern Lakes, Inc.	Burlington	✓		✓	✓						
St. Joseph's Hospital	Chippewa Falls			✓	✓						
Aurora Health Care Southern Lakes, Inc.	Elkhorn			✓	✓						

The Joint Commission's Top Performer on Key Quality Measures® for 2013

The checkmark (✓) indicates the measure set(s) for which the hospital or critical access hospital is being recognized.

Hospitals by State	City	Heart Attack	Heart Failure	Pneumonia	Surgical Care	Children's Asthma	VTE	Stroke	Hosp-Based Inpt Psych	Immunization	Perinatal Care
St. Agnes Hospital	Fond Du Lac	✓	✓	✓	✓						
Aurora BayCare Medical Center	Green Bay	✓		✓	✓						
St. Mary's Hospital Medical Center	Green Bay			✓	✓						
Aurora Medical Center of Washington County	Hartford			✓	✓						
Hudson Hospital & Clinics	Hudson				✓						
Mercy Health System Corporation	Janesville	✓	✓	✓	✓						
Aurora Health Care Southern Lakes, Inc.	Kenosha			✓	✓						
William S. Middleton Memorial Veterans Hospital	Madison	✓	✓	✓	✓						
Holy Family Memorial, Inc.	Manitowoc	✓		✓	✓						
Community Memorial Hospital of Menomonee Falls, Inc.	Menomonee Falls	✓	✓	✓	✓						
Aurora Health Care Metro, Inc.	Milwaukee	✓	✓	✓	✓						
Columbia St. Mary's Hospital Milwaukee, Inc.	Milwaukee	✓	✓	✓	✓						
The Monroe Clinic, Inc.	Monroe	✓		✓	✓						
Oconomowoc Memorial Hospital	Oconomowoc	✓		✓	✓						
Aurora Medical Center of Oshkosh	Oshkosh	✓		✓	✓						
Divine Savior Healthcare, Inc.	Portage			✓	✓						
Prairie du Chien Memorial Hospital Association, Inc.	Prairie Du Chien			✓	✓						
Wheaton Franciscan Healthcare - All Saints, Inc.	Racine	✓	✓	✓	✓						
Sacred Heart - St. Mary's Hospitals	Rhineland			✓	✓						
Lakeview Medical Center	Rice Lake			✓	✓						
River Falls Area Hospital	River Falls				✓						
Aurora Health Care Central, Inc.	Sheboygan	✓		✓	✓						
Aurora Health Care Southern Lakes, Inc.	Summit	✓		✓	✓						
Waukesha Memorial Hospital, Inc.	Waukesha	✓	✓	✓	✓						
Waupun Memorial Hospital	Waupun			✓	✓						
Aurora West Allis Medical Center	West Allis	✓		✓	✓						
Howard Young Medical Center, Inc.	Woodruff			✓	✓						
Wyoming											
Wyoming Medical Center	Casper	✓	✓	✓	✓						
Memorial Hospital of Laramie County	Cheyenne	✓	✓	✓	✓						
Evanston Regional Hospital	Evanston				✓						
St. John's Medical Center	Jackson			✓	✓		✓				

The Joint Commission's Top Performer on Key Quality Measures® for 2013 – Hospitals Exceeding Measure Requirements

These hospitals submitted data for more core measure sets than were required in 2013 and achieved *Top Performer* status. The checkmark (✓) indicates the measure set(s) for which the hospital or critical access hospital is being recognized.

Hospitals by State	City	Heart Attack	Heart Failure	Pneumonia	Surgical Care	Children's Asthma	VTE	Stroke	Hosp-Based Inpt Psych	Immunization	Perinatal Care
California											
John Muir Medical Center - Concord Campus	Concord	✓	✓	✓	✓		✓				
Kaiser Foundation Hospital - Sacramento	Sacramento	✓	✓	✓	✓			✓			
Kaiser Foundation Hospital - South San Francisco	South San Francisco	✓	✓	✓	✓			✓			
Florida											
Doctors Hospital, Inc.	Coral Gables	✓	✓	✓	✓			✓			
Delray Medical Center, Inc.	Delray Beach	✓	✓	✓	✓				✓		
Lawwood Regional Medical Center & Heart Institute	Fort Pierce	✓	✓	✓	✓	✓					
Memorial Regional Hospital	Hollywood	✓	✓	✓	✓	✓			✓		
Baptist Hospital of Miami	Miami	✓	✓	✓	✓		✓	✓		✓	
West Kendall Baptist Hospital	Miami	✓	✓	✓	✓			✓		✓	
Orlando Health Central	Ocoee	✓	✓	✓	✓			✓			
Venice HMA, LLC.	Venice	✓	✓	✓	✓			✓			
Georgia											
Gordon Hospital	Calhoun	✓	✓	✓	✓					✓	
Hawaii											
Kaiser Foundation Hospital	Honolulu	✓	✓	✓	✓			✓			
Illinois											
NorthShore University HealthSystem	Evanston	✓	✓	✓	✓					✓	
Sarah Bush Lincoln Health Center	Mattoon	✓	✓	✓	✓				✓		
Indiana											
St. Catherine Hospital, Inc.	East Chicago	✓	✓	✓	✓		✓				
Kansas											
Wesley Medical Center, LLC	Wichita	✓	✓	✓	✓	✓					
Kentucky											
Saint Elizabeth Medical Center, Inc.	Edgewood	✓	✓	✓	✓			✓			
St. Elizabeth Medical Center, Inc.	Florence	✓	✓	✓	✓			✓			
St. Elizabeth Medical Center, Inc.	Fort Thomas	✓	✓	✓	✓			✓			
University of Kentucky Hospital	Lexington	✓	✓	✓	✓	✓					
Louisiana											
St. Francis Medical Center	Monroe	✓	✓	✓	✓	✓					
St. Tammany Parish Hospital Service District #2	Slidell	✓	✓	✓	✓			✓			
Maryland											
St. Mary's Hospital of St. Mary's County, Inc.	Leonardtown	✓	✓	✓	✓				✓		
Michigan											
St. Joseph Mercy Oakland	Pontiac	✓	✓	✓	✓			✓			
Missouri											
SSM St. Mary's Health Center	Richmond Heights	✓	✓	✓	✓	✓					

The Joint Commission's Top Performer on Key Quality Measures® for 2013 – Hospitals Exceeding Measure Requirements

These hospitals submitted data for more core measure sets than were required in 2013 and achieved *Top Performer* status. The checkmark (✓) indicates the measure set(s) for which the hospital or critical access hospital is being recognized.

Hospitals by State	City	Heart Attack	Heart Failure	Pneumonia	Surgical Care	Children's Asthma	VTE	Stroke	Hosp-Based Inpt Psych	Immunization	Perinatal Care
Nevada											
Renown Regional Medical Center	Reno	✓	✓	✓	✓	✓					
New Jersey											
Saint Peter's University Hospital	New Brunswick	✓	✓	✓	✓	✓					
New York											
NewYork-Presbyterian Hospital	New York	✓	✓	✓	✓	✓					
North Carolina											
Novant Health Brunswick Medical Center dba for Brunswick Community Hospital	Bolivia		✓	✓	✓		✓	✓		✓	
WakeMed	Cary	✓	✓	✓	✓			✓			
Carolinas Medical Center	Charlotte	✓	✓	✓	✓	✓					
The Charlotte-Mecklenburg Hospital Authority	Concord	✓	✓	✓	✓	✓					
Ohio											
Blanchard Valley Health System	Findlay	✓	✓	✓	✓		✓	✓			
Atrium Medical Center	Middletown	✓	✓	✓	✓			✓			
Pennsylvania											
Mercy Fitzgerald Hospital	Darby	✓	✓	✓	✓			✓			
Hahnemann University Hospital	Philadelphia	✓	✓	✓	✓				✓		
Temple University Hospital, Inc.	Philadelphia	✓	✓	✓	✓			✓			
Williamsport Regional Medical Center	Williamsport	✓	✓	✓	✓			✓			
South Carolina											
Novant Health Gaffney Medical Center dba for Gaffney HMA, LLC	Gaffney		✓	✓	✓		✓			✓	
Tennessee											
Blount Memorial Hospital, Inc.	Maryville	✓	✓	✓	✓			✓			
Texas											
Methodist Hospital	San Antonio	✓	✓	✓	✓	✓					
Washington											
Highline Medical Center	Burien	✓	✓	✓	✓			✓			
Wisconsin											
St. Elizabeth Hospital	Appleton	✓		✓	✓		✓	✓			